



# Warhawks Men's Basketball

University of Louisiana at Monroe



ULM (7-11, 4-6 SBC)

# WARHAWKS

Vs.

UT Arlington (9-13, 4-6 SBC)

# MAVERICKS



Game 19

**Thursday, Feb. 13, 2014 • 7:00 p.m.**  
**Fant-Ewing Coliseum (7,000) • Monroe, La.**

**Radio: - KLIP LA 105.3 FM, Nick White (PXP)**  
**Twitter: @ULM\_MBB**

## ULM Quick Notes

- ULM is 46-13 all-time against UT Arlington and 28-3 at home. The Warhawks won the last home meeting 80-66 on Feb. 7, 2006. ULM is 388-167 all-time in Fant-Ewing Coliseum

- Junior Tylor Ongwae has registered 16 double-figure scoring games in 18 games this season and has reached that mark in all 10 league games. On the season, Ongwae leads the team with 16.1 points per game and 19.0 points per game in league play

- Senior Jayon James leads the team in both rebounds (6.0 rpg) and assists (4.4 apg) and also scores 9.8 ppg on the year. In SBC games, he ranks second in the league in assists with 5.1 apg. He has led the team in assists 12 times this season. James is coming off a season-best performance with 18 points in 40 minutes at Texas State. It was his 22nd career double-figure scoring game and ninth on the year. James has posted at least 10 points, five rebounds and five assists in six games this season

- In ULM's last home game, it outscored Arkansas State 40-10 in the paint in a 72-65 victory. Junior Chinedu Amajoyi became the first ULM student-athlete this season to make 10 free throws in a single game en route to his career-high 10 points. 29 minutes and five rebounds also matched career-highs

- Freshman Nick Coppola tied the school record against Arkansas State for consecutive 40 minute games with five, originally set by Maurice Bell in 1999-2000. Coppola scored a career-high 12 points in the contest

- The Warhawks are 4-0 this season when scoring at least 80 points, 7-0 when it has at least four double-figure scorers, 6-1 when scoring at least 20 points off the bench and 5-1 when tied or leading at halftime

- With eight regular season games still remaining, ULM has already surpassed its win total by three games from last season and has topped its conference win total. ULM was 4-23 overall and 3-17 in SBC play last year

## ULM MEN'S BASKETBALL SCHEDULE

Fri., Nov. 8	at No. 5 Kansas	L, 80-63
<b>Mon., Nov. 18</b>	<b>Samford</b>	<b>W, 86-52</b>
Thu., Nov. 21	at Northwestern St.	W, 84-80 (OT)
<b>Mon., Dec. 9</b>	<b>Thomas</b>	<b>W, 84-61</b>
Sat., Dec. 14	at LSU	L, 61-54
Wed., Dec. 18	at Ole Miss	L, 75-62
<b>Sun., Dec. 22</b>	<b>Louisiana Tech</b>	<b>L, 83-61</b>
Fri., Dec. 27	at No. 3 Ohio State	L, 71-31
<b>Sat., Jan. 4</b>	<b>UL-Lafayette*</b>	<b>W, 103-98 (20T)</b>
Thurs., Jan. 9	at UT Arlington*	L, 83-79 (OT)
<b>Sat., Jan. 11</b>	<b>Texas State*</b>	<b>L, 61-36</b>
Thu., Jan. 16	at Troy*	W, 75-64
Sat., Jan. 18	at South Alabama*	W, 64-58
<b>Thu., Jan. 23</b>	<b>WKU*</b>	<b>L, 69-51</b>
<b>Sat., Jan. 25</b>	<b>Georgia State*</b>	<b>L, 66-58</b>
<b>Thu., Jan. 30</b>	<b>Arkansas State*</b>	<b>W, 72-65</b>
Sat., Feb. 1	at UL-Lafayette*	L, 66-50
Thu., Feb. 6	at Texas State*	L, 65-57
<b>Thu., Feb. 13</b>	<b>UT Arlington*</b>	<b>7:00 p.m.</b>
<b>Sat., Feb. 15</b>	<b>UALR*</b>	<b>4:00 p.m.</b>
Thu., Feb. 20	at Georgia State*	6:00 p.m.
Sat., Feb. 22	at WKU*	7:00 p.m.
<b>Thu., Feb. 27</b>	<b>South Alabama*</b>	<b>7:00 p.m.</b>
<b>Sat., Mar. 1</b>	<b>Troy*</b>	<b>4:00 p.m.</b>
Thu., Mar. 6	at Arkansas State*	7:05 p.m.
Sat., Mar. 8	at UALR*	7:00 p.m.
Thurs., Mar. 13	Sun Belt Championships	TBA

All times Central and subject to change. Bold indicates home contests.; \*-Sun Belt game

**We are ULM.** Please note that there are only two correct versions of our institution's name, the preferred acronym ULM and the full name, the University of Louisiana at Monroe. Any other reference, including Louisiana-Monroe, UL-Monroe, La.-Monroe, LAM, or simply Monroe, are incorrect.

## Media Relations Contacts

Robbie Kleinmuntz (Primary)	Tom Ritter (Secondary)
Assistant Director	Graduate Assistant
kleinmuntz@ulm.edu	rittertf@warhawks.ulm.edu
O: 318-342-5462	O: 318-342-5451
C: 847-912-5380	C: 318-953-0734



# Warhawks Men's Basketball

University of Louisiana at Monroe



## Keith Richard

Head Coach

Fourth Year at ULM  
13th Season Overall

Alma Mater: ULM (1982)

### THE RICHARD FILE

#### COACHING HONORS

- 1999 Sun Belt Coach of the Year
- Has been part of the coaching staff for seven NCAA Tournament and three NIT teams

#### COACHING CAREER

Season	School	Position	Record
1984-85	ULM	Graduate Assistant	17-12
1985-86	ULM	Graduate Assistant	20-10/NCAA
1986-87	Marshall	Assistant Coach	25-6/NCAA
1987-88	Marshall	Assistant Coach	24-8/NIT
1988-89	Marshall	Assistant Coach	15-15
1989-90	ULM	Assistant Coach	22-8/NCAA
1990-91	ULM	Assistant Coach	25-8/NCAA
1991-92	ULM	Assistant Coach	19-10/NCAA
1992-93	ULM	Assistant Coach	26-5/NCAA
1993-94	ULM	Assistant Coach	19-9
1994-95	La. Tech	Assistant Coach	14-13
1995-96	La. Tech	Associate Head Coach	11-17
1996-97	La. Tech	Associate Head Coach	15-14
1997-98	La. Tech	Associate Head Coach	12-15
1998-99	La. Tech	Head Coach	19-9
1999-00	La. Tech	Head Coach	21-8
2000-01	La. Tech	Head Coach	17-12
2001-02	La. Tech	Head Coach	22-10/NIT
2002-03	La. Tech	Head Coach	12-15
2003-04	La. Tech	Head Coach	15-15
2004-05	La. Tech	Head Coach	14-15
2005-06	La. Tech	Head Coach	20-13/NIT
2006-07	La. Tech	Head Coach	10-20
2008-09	LSU	Assistant Coach	27-8/NCAA
2009-10	LSU	Assistant Coach	11-20
2010-11	ULM	Head Coach	7-24
2011-12	ULM	Head Coach	3-26
2012-13	ULM	Head Coach	4-23
2013-14	ULM	Head Coach	7-11

#### PLAYING CAREER

- Played for ULM from 1978-82; Coached by Lenny Fant, Benny Hollis & Mike Vining
- 1979 Atlantic Sun Tournament Champions, NIT
- 1980 Atlantic Sun Regular Season Champions
- 1982 Atlantic Sun Tournament Champions, NCAA
- Two-time team captain ('81 & '82)
- Led team in assists twice

#### EDUCATION

- Bachelor's degree in general business, ULM (1982)
- Master's degree in guidance counseling, ULM (1986)

### ULM Quick Notes Continued...

- The Warhawks swept a road weekend at Troy and South Alabama, defeating the Trojans 75-64 and the Jaguars 64-58. The seven-point halftime deficit against South Alabama was the largest ULM has overcome this season in a victory. It was ULM's first two-game road winning streak since 2002-03

- Against Troy, the Warhawks shot over 80 percent from the free throw line for the first time this season (14-for-17, .824)

- The Warhawks opened league play with back-to-back overtime games for the first time in school history. ULM is 2-1 in overtime this season, and ULM head coach Keith Richard is 17-8 in his career

- In the first meeting between the Warhawks and the Ragin' Cajuns this season, ULM came away with a 103-98 double overtime victory in the SBC season opener on Jan. 4. Junior Tylor Ongwae led the Warhawks with 27 points and 11 rebounds. ULM had a season-high five double-figure scorings in the contest

- Senior Jayon James also notched a double-double against the Cajuns with 16 points and 12 rebounds. ULM had two student-athletes record a double-double in one game for the first time since Dec. 22, 2009

- ULM's 11 blocks against the Cajuns were the most by ULM since Dec. 2, 2006 when it had 10 against William Carey. ULM also held a 54-44 edge on the boards

- The Warhawks played the eighth toughest non-conference schedule in the country, according to cbssports.com. ULM's opponents went a combined 71-30 in non-conference play as the Warhawks took on a pair of top-5 opponents

- ULM went 36 days inbetween its first two losses on the season. It was its longest stretch without a loss since 1993-94 when they went from Jan. 18 - Feb. 28 between defeats

- After defeating Thomas (Ga.) on Dec. 9, the Warhawks won three consecutive games for the first time since 2007-08. They got off to a 3-1 start on the season for the first time since 2004-05

- The Warhawks trailed Northwestern State by 18 in the second half before mounting their biggest comeback of the season on Nov. 21

- In ULM's home opener, it thumped Samford 86-52 on Nov. 18 and was up by 41 at one point in the second half. The 34-point win was the largest margin of victory for ULM since a 97-43 win over Union College (Ky.) on Jan. 3, 2009. It was ULM's most lop-sided score over a Division I program since Feb. 3, 2000 when it defeated Lamar 95-58

- Junior Marvin Williams posted a game-high 19 points against No. 5 Kansas in the season opener, outscoring Andrew Wiggins who was named Preseason National Player of the Year by cbssports.com. Williams went 8-for-13 from the field and grabbed a team-high six rebounds in 24 minutes. Wiggins scored 16.

- ULM earned the 2012-13 SBC team academic award and was one of 21 NCAA Division I men's basketball programs to earn Team Academic Excellence Awards from the National Association of Basketball Coaches

- The Warhawks carry a full scholarship roster for the first time under head coach Keith Richard after inheriting APR penalties. Richard is in his fourth season with the program

- ULM is without senior Amos Olatayo for the rest of the season after an ACL injury against WKU on Jan. 23. Olatayo was second on the team in scoring (13.2 ppg) and rebounding (5.3 rpg). He had 11 double-figure scoring games including three 20-plus games and one 30-point performance



# Warhawks Men's Basketball

University of Louisiana at Monroe



## Numerical Roster

No.	Player	Pos.	Ht.	Wt.	Cl.	Hometown (Previous School)
0	Marvin Williams	F/C	6-8	245	JR	Memphis, Tenn. (NW Florida State College)
1	Jayon James	F	6-6	225	SR	Paterson, N.J. (Lamar State-Port Arthur)
2	DeMondre Harvey	F	6-7	210	SO	Minden, La. (Pearl River CC)
3	Marcelis Hansberry	G	6-0	185	SR	Jackson, Miss. (Provine HS)
4	RJ McCray	G	6-2	190	SR	Arlington, Texas (Grace Prep Academy)
10	Amos Olatayo	G	6-4	200	SR	Houston, Texas (Navarro College)
11	Nick Coppola	G	5-11	195	FR	Richmond, Va. (Benedictine Prep)
12	Tylor Ongwae	F	6-7	205	JR	Eldoret, Kenya (Ranger College)
13	Chinedu Amajoyi	G	6-3	195	JR	Rancho Cucamonga, Calif. (Kilgore College)
15	Kyle Koszuta	G	6-2	190	SO	Niceville, Fla. (Niceville HS)
20	Evan Sims	F/C	6-8	235	JR	Houston, Texas (Lamar State-Port Arthur)
22	Lance Richard	G	5-10	170	FR	Monroe, La. (Sterlington HS)
23	Millaun Brown	F/C	6-7	230	SR	Gunnison, Miss. (East Mississippi CC)
33	Daniel Grieves	G/F	6-6	210	SO	Bay St. Louis, Miss. (Pearl River CC)
34	Leon Carswell II	F	6-3	210	JR	Bossier City, La. (Airline HS)
35	Colten Ponder	F	6-5	215	SO	Shreveport, La. (Calvary Baptist HS)

## COACHING STAFF

Head Coach: Keith Richard (ULM '82)

Assistant Coach: Ryan Cross (Buffalo '95)

Assistant Coach: Lonnie Cooper (Louisiana Tech '99)

Assistant Coach J.A. Anglin (LSU Shreveport '10)

Coordinator of Basketball Operations: Wyatt Hodges

## PRONUNCIATION

Keith/Lance RICHARD      Ree-CHARD

MILLAUN Brown      Mih-LAHN

JAYON James      Jay-AHN

AMOS OLATAYO      AIM-uhs Ole-ah-tay-O

CHINEDU AMAJOYI      Chin-ih-due Om-uh-joy

TYLOR ONGWAE

Kyle KOSZUTA

Nick COPPOLA

Tie-ler Ong-why

Kus-zoo-tuh

Cuh-pole-luh

## BY CLASS

Seniors (5).....Millaun Brown  
 .....Marcelis Hansberry  
 .....Jayon James  
 .....R.J. McCray  
 .....Amos Olatayo  
 Juniors (5).....Chinedu Amajoyi  
 .....Leon Carswell  
 .....Tylor Ongwae  
 .....Evan Sims  
 .....Marvin Williams  
 Sophomores (4) .....Daniel Grieves  
 .....DeMondre Harvey  
 .....Kyle Koszuta  
 .....Colten Ponder  
 Freshmen (2).....Nick Coppola  
 .....Lance Richard

## BY POSITION

Guards.....Chinedu Amajoyi  
 .....Nick Coppola  
 .....Marcelis Hansberry  
 .....Kyle Koszuta  
 .....RJ McCray  
 .....Amos Olatayo  
 .....Lance Richard  
 Guard/Foward .....Daniel Grieves  
 Forwards .....Leon Carswell  
 .....DeMondre Harvey  
 .....Jayon James  
 .....Tylor Ongwae  
 .....Colten Ponder  
 Forward/Center .....Millaun Brown  
 .....Evan Sims  
 .....Marvin Williams

## BY STATE/COUNTRY

California.....Chinedu Amajoyi  
 Florida.....Kyle Koszuta  
 Kenya .....Tylor Ongwae  
 Louisiana.....Leon Carswell  
 .....DeMondre Harvey  
 .....Colten Ponder  
 .....Lance Richard  
 Mississippi.....Millaun Brown  
 .....Daniel Grieves  
 .....Marcelis Hansberry  
 New Jersey .....Jayon James  
 Tennessee .....Marvin Williams  
 Texas .....R.J. McCray  
 .....Amos Olatayo  
 .....Evan Sims  
 Virginia .....Nick Coppola

## WE ARE ULM

### 12 REGULAR SEASON CHAMPIONSHIPS

1961-62 - Gulf States Conference  
 1964-65 - Gulf States Conference  
 1978-79 - Atlantic Sun Conference  
 1979-80 - Atlantic Sun Conference  
 1985-86 - Southland Conference  
 1989-90 - Southland Conference  
 1990-91 - Southland Conference  
 1992-93 - Southland Conference  
 1993-94 - Southland Conference  
 1995-96 - Southland Conference  
 1996-97 - Southland Conference  
 2006-07 - Sun Belt Conference West Division

### NINE POST-SEASON APPEARANCES

1978-79 - NIT  
 1981-82 - NCAA Tournament  
 1985-86 - NCAA Tournament  
 1987-88 - NIT  
 1989-90 - NCAA Tournament  
 1990-91 - NCAA Tournament  
 1991-92 - NCAA Tournament  
 1992-93 - NCAA Tournament  
 1995-96 - NCAA Tournament

### EIGHT TOURNAMENT CHAMPIONSHIPS

1978-79 - Atlantic Sun Conference  
 1981-82 - Atlantic Sun Conference  
 1985-86 - Southland Conference  
 1989-90 - Southland Conference  
 1990-91 - Southland Conference  
 1991-92 - Southland Conference  
 1992-93 - Southland Conference  
 1995-96 - Southland Conference



# Warhawks Men's Basketball

University of Louisiana at Monroe



## ULM Quick Facts

Location \_\_\_\_\_ Monroe, La.  
Enrollment \_\_\_\_\_ 8,858  
Founded \_\_\_\_\_ 1931  
Nickname/Mascot \_\_\_\_\_ Warhawks/Ace  
Colors \_\_\_\_\_ Maroon & Gold  
President \_\_\_\_\_ Dr. Nick Bruno  
Director of Athletics \_\_\_\_\_ Brian Wickstrom  
Conference \_\_\_\_\_ Sun Belt  
Affiliation \_\_\_\_\_ NCAA Division I  
All-Time Record \_\_\_\_\_ 906-805 (62nd season)  
Winning Seasons \_\_\_\_\_ 38 (20+ wins 10 times)  
Home Venue \_\_\_\_\_ Fant-Ewing Coliseum (7000)  
Playing Surface \_\_\_\_\_ Maple  
Opened \_\_\_\_\_ 1971  
Press Row Phone \_\_\_\_\_ 318-342-6920

Head Coach \_\_\_\_\_ Keith Richard  
Record at ULM \_\_\_\_\_ 21-84 (fourth year)  
Career Record \_\_\_\_\_ 171-201 (13th year)  
Assistant Coach \_\_\_\_\_ Ryan Cross  
Assistant Coach \_\_\_\_\_ Lonnie Cooper  
Assistant Coach \_\_\_\_\_ J.A. Anglin  
Coordinator of MBB Ops. \_\_\_\_\_ Wyatt Hodges  
Athletic Trainer \_\_\_\_\_ Jeremy Teblum  
Strength Coach \_\_\_\_\_ Brian Seitz

Website \_\_\_\_\_ www.ulmwarhawks.com  
Facebook \_\_\_\_\_ www.facebook.com/warhawks  
Twitter \_\_\_\_\_ @ULM\_MBB

## Sun Belt Conference Preseason Coaches Poll

1. WKU - 91 (5)
2. South Alabama - 78 (2)
3. Arkansas State - 74
- T-4. Georgia State - 73 (2)
- T-4. UL-Lafayette - 73 (1)
6. UALR - 48
7. UT Arlington - 36
8. Texas State - 34
9. Troy - 26
10. ULM - 17

**Jayon James**  
- Preseason SBC  
All-Conference  
Third-Team

- CSM Preseason  
All-SBC  
Third-Team

**Amos Olatayo**  
- CSM Preseason  
All-SBC  
Third-Team

## All-Time Series History

ULM leads 46-13  
At UTA: ULM leads 16-9  
At ULM: ULM leads 28-3  
On Neutral Courts: ULM leads 2-1

## Scouting UT Arlington

The Mavs (9-13, 4-6 SBC) dropped a tight 92-89 decision at home to UL-Lafayette last Thursday in their last game. They come to Fant-Ewing Coliseum looking to snap a three-game skid.

UTA edged ULM 83-79 in overtime in the first meeting between the two programs on Jan. 9. The Warhawks led by one with 1.3 seconds left when UTA's Jamel Outler was fouled shooting a three-pointer but missed the second and third free throws. The Mavs were able to pull it out in overtime after hitting four-of-six field goals including a pair of three-pointers. Junior Tylor Ongwae led the Warhawks in the game with 25 points on 10-of-22 shooting, including four-of-eight from long-range.

The Mavs are 2-9 on the road this season, including a 1-3 mark in conference play. They have four players averaging double-figures in scoring including Reger Dowell who pours in 20.8 points per game. Brandon Edwards is the team's leading rebounder with 9.7 rpg and also scores 15.7 ppg. Lonnie McClanahan and Outler average 15.4 ppg and 10.7 ppg, respectively. All four will likely play at least 30 minutes.

UTA head coach Scott Cross is the winningest coach in school history since taking over in 2006. He's brought the Mavs to three post-season appearances and is the only coach in school history with a winning record. Prior to his arrival, the Mavs had just one post-season appearance in 46 years.

Under Cross' direction, UTA won the Southland Conference Tournament in 2008 and the regular season SLC championship in 2011-12. Last season, the Mavs reached the championship game of the WAC Tournament.

Cross is a 1998 graduate of UTA and a three-year letter winner from 1995-98. He appeared in 82 games, including 58 starts and averaged 11.9 points per game as a senior. He also shot 41.5 percent from beyond-the-arc that season, second best in the Southland Conference.

## 2013-14 NON-CONFERENCE STRENGTH OF SCHEDULE RANKINGS

according to cbssports.com (1/1/14)

RK	School	SOS	Opp. Winning %
1.	New Orleans	.6951	.7669
2.	Kansas	.6840	.7500
3.	Long Beach State	.6443	.7166
4.	BYU	.6323	.6949
5.	Massachusetts	.6262	.6574
6.	Eastern Michigan	.6192	.6448
7.	Colorado	.6162	.6597
<b>8.</b>	<b>ULM</b>	<b>.6152</b>	<b>.6744</b>
9.	Alabama	.6142	.6468
10.	Oakland	.6130	.6585

## RICHARD VS. 2013-14 OPPONENTS

Arkansas State	.....6-8
Georgia State	.....0-1
Kansas	.....0-1
Louisiana Tech	.....0-4
UL-Lafayette	.....7-12
LSU	.....0-2
Northwestern State	.....2-1
Ohio State	.....0-1
Ole Miss	.....0-2
Samford	.....1-0
South Alabama	.....5-5
<b>Texas-Arlington</b>	<b>..... 0-1</b>
Texas State	.....0-2
Thomas	.....1-0
Troy	.....1-4
UALR	.....7-6
WKU	.....5-8





# Warhawks Men's Basketball

University of Louisiana at Monroe



## In ULM's Last Outing...

### Bobcats Hold Off Warhawks Late

**SAN MARCOS, Texas** — Trailing 37-28 at half, the ULM men's basketball program came back to take the lead with 3:17 left in the game, but a late run by Texas State gave it the final edge 65-57 on Thursday at Strahan Coliseum.

Senior Jayon James led ULM (7-11, 4-6 SBC) with team-highs of 18 points and five assists. He went 8-for-12 from the field and also grabbed six rebounds and had three steals. Junior Tylor Ongwae also reached double-figures with 14 points and had a team-high seven rebounds.

Joel Wright scored a game-high 19 points for Texas State (6-15, 2-6 SBC). Wes Davis has 12 points, Gordon Ball 11 and Reid Koenen 10.

Texas State scored the first four points of the game, but after a ULM timeout the Warhawks came out on a 7-0 run to go up 7-4 with 15:28 left in the first half. Still ahead 13-8, the Bobcats responded with a 13-0 run to take the lead, 21-13 at the 10:53 mark.

Down 24-15, a pair of baskets by James sparked a 6-0 run to cut ULM's deficit to 24-21 with 8:42 to go. However, hot shooting from Texas State pushed its lead up to 37-28 at the intermission. Texas State shot 60 percent in the half.

After the Bobcats went up 40-28 early in the second half, ULM answered with a 7-0 run to make it a 40-35 game with 17:11 left. A lay-in by James further cut the deficit to 42-39 at the 12:17 mark.

The Warhawks kept fighting and tied it, 45-45, on a lay-in by Ongwae with 7:24 to go. Ongwae later made the second of two free throws to give ULM its first lead of the half at 46-45, capping a 7-0 run.

Texas State came back with a 6-0 spurt to re-take the lead 51-46 with 4:40 left. ULM matched the 6-0 run and went back up 52-51 after another basket by Ongwae with 3:17 to go.

Tied at 53, the Bobcats went on a decisive 8-0 run to go up 61-53 with 39.0 seconds left.

#### Official Basketball Box Score -- Game Totals -- Final Statistics ULM vs Texas State 2/6/14 7:00 p.m. at San Marcos, Texas <Strahan Coliseum>

##### ULM 57 • 7-11, 4-6 SBC

#	Player		Total		3-Ptr		Rebounds			PF	TP	A	TO	Blk	Stl	Min
			FG	FGA	FT	FTA	Off	Def	Tot							
00	Williams,Marvin	f	2-5	0-1	2-4	1	2	3	2	6	0	3	1	1	28	
01	James,Jayon	f	8-14	0-1	2-3	0	6	6	4	18	5	3	0	3	40	
12	Ongwae,Tylor	f	6-14	0-3	2-6	2	5	7	3	14	3	2	1	2	39	
11	Coppola,Nick	g	4-7	1-3	0-0	0	0	0	5	9	2	2	0	1	40-	
13	Amajoyi,Chinedu	g	3-4	3-4	0-0	0	2	2	1	9	0	0	1	0	18	
02	Harvey,DeMondre	g	0-0	0-0	0-1	0	0	0	0	0	1	1	0	0	12	
04	McCray,RJ	g	0-1	0-1	0-0	0	1	1	2	0	1	1	0	0	17	
15	Kozuta,Kyle	g	0-0	0-0	0-0	0	0	0	0	0	0	1	0	0	2	
33	Grieves,Daniel	g	0-0	0-0	1-2	0	0	0	0	1	0	0	0	0	4	
Team							1	3	4			1				
Totals			23-45	4-13	7-16	4	19	23	17	57	12	14	3	7	200	

FG % 1st Half: 11-21 52.4% 2nd half: 12-24 50.0% Game: 23-45 51.1% Deadball Rebounds 4  
3FG % 1st Half: 3-7 42.9% 2nd half: 1-6 16.7% Game: 4-13 30.8%  
FT % 1st Half: 3-5 60.0% 2nd half: 4-11 36.4% Game: 7-16 43.8%

##### Texas State 65 • 7-15, 3-6 SBC

#	Player		Total		3-Ptr		Rebounds			PF	TP	A	TO	Blk	Stl	Min
			FG-FGA	FG-FGA	FT-FTA	Off	Def	Tot								
03	Koenen, Reid	f	3-6	2-5	2-2	2	0	2	0	10	1	0	0	1	22	
21	Gant, Emani	f	1-3	0-0	0-0	0	3	3	5	2	1	2	0	0	19	
25	Wright, Joel	f	7-14	1-3	4-5	2	4	6	0	19	1	7	1	0	23	
00	Hawkins, Phil	g	2-4	1-3	0-0	1	0	1	0	5	2	1	0	1	33	
10	Davis, Wes	g	5-8	2-5	0-2	0	1	1	1	12	2	0	0	1	31	
01	Tilbury, Kevin		2-5	0-2	0-0	0	2	2	3	4	0	0	0	1	18	
05	Stern, Corey		1-5	0-0	0-0	0	6	6	1	2	0	1	1	0	17	
22	Bermudez, Victor		0-0	0-0	0-0	1	0	1	0	0	3	0	0	0	7	
23	Smith, Naiel		0-0	0-0	0-0	0	0	0	3	0	2	1	0	2	9	
31	Ball, Gordon		4-4	0-0	3-3	1	4	5	4	11	2	1	0	1	21	
Team						0	3	3				1				
Totals			25-49	6-18	9-12	7	23	30	17	65	14	14	2	7	200	

FG % 1st Half: 15-25 60.0% 2nd half: 10-24 41.7% Game: 25-49 51.0% Deadball Rebounds 1  
3FG % 1st Half: 4-10 40.0% 2nd half: 2-8 25.0% Game: 6-18 33.3%  
FT % 1st Half: 3-3 100.0% 2nd half: 6-9 66.7% Game: 9-12 75.0%

Officials: Vladimir Voyard-Tadal, John Hampton, Archibald Whaley  
Technical fouls: ULM-None. Texas State-None.  
Attendance:

Score by periods	1st	2nd	Total
ULM	28	29	57
Texas State	37	28	65

Points	In	Off	2nd	Fast	Bench
ULM	30	15	5	9	1
TXST	26	20	13	4	17

Last FG - ULM 2nd-00:14, TXST 2nd-01:02.  
Largest lead - ULM by 5 1st-13:38, TXST by 12 1st-01:41.

Score tied - 2 times.  
Lead changed - 6 times.

## HOME COURT ADVANTAGE

### 388-167 All-Time in Fant-Ewing Coliseum

#### ULM RECORDS IN FANT-EWING

Year	Games	Record	Pct.	Avg. Attend.
1971-72	10	6-4	.600	4,190
1972-73	11	8-3	.727	3,232
1973-74	11	8-3	.727	3,250
1974-75	12	11-1	.917	3,454
1975-76	13	10-3	.769	5,451
1976-77	13	9-4	.692	5,073
1977-78	13	10-3	.769	4,459
1978-79	16	15-1	.937	5,215
1979-80	14	10-4	.714	3,678
1980-81	16	8-8	.500	3,067
1981-82	16	13-3	.812	3,808
1982-83	14	12-2	.857	2,946
1983-84	16	11-5	.688	2,098
1984-85	13	9-4	.692	2,380
1985-86	15	14-1	.933	2,114
1986-87	13	8-5	.615	2,582
1987-88	12	10-2	.833	2,582
1988-89	12	8-4	.667	2,861
1989-90	14	13-1	.928	2,949
1990-91	14	14-0	1.000	3,327
1991-92	12	9-3	.750	2,710
1992-93	14	14-0	1.000	3,892
1993-94	14	10-4	.714	3,351
1994-95	12	9-3	.750	3,619
1995-96	11	8-3	.727	2,182
1996-97	12	9-3	.750	1,822
1997-98	11	7-4	.636	1,301
1998-99	11	7-4	.636	1,913
1999-00	14	11-3	.786	2,003
2000-01	13	9-4	.692	935
2001-02	12	12-0	1.000	3,437
2002-03	12	7-5	.583	1,412
2003-04	13	9-4	.692	1,624
2004-05	13	6-7	.462	1,296
2005-06	13	8-5	.615	793
2006-07	14	14-0	1.000	1,952
2007-08	12	5-7	.417	1,338
2008-09	14	8-6	.571	907
2009-10	14	8-6	.571	1,398
2010-11	13	4-9	.308	1,400
2011-12	13	0-13	.000	1,438
2012-13	12	3-9	.250	1,255
2013-14	8	4-4	.500	1,700
TOTALS	555	388-167	.699	



# Warhawks Men's Basketball

University of Louisiana at Monroe



Number of times in 2013-14 a ULM student-athlete has led the team in...

<b>Points</b>		Marvin Williams	1	Nick Coppola	1
Taylor Ongwae	11			Chinedu Amajoyi	1
Amos Olatayo	3	<b>Free Throws Made</b>			
Jayon James	2	Taylor Ongwae	9	<b>Blocks</b>	
Marvin Williams	2	Jayon James	5	Taylor Ongwae	6
		Amos Olatayo	2	Jayon James	4
		Chinedu Amajoyi	1	Amos Olatayo	4
<b>Rebounds</b>		Nick Coppola	1	DeMondre Harvey	4
Taylor Ongwae	7	Kyle Koszuta	1	Marvin Williams	4
Jayon James	5	R.J. McCray	1	Millaun Brown	1
Amos Olatayo	3	Marvin Williams	1	Evan Sims	1
Marvin Williams	3			Chinedu Amajoyi	1
DeMondre Harvey	2	<b>Free Throw Attempts</b>			
Nick Coppola	1	Taylor Ongwae	8	<b>Steals</b>	
		Jayon James	6	Jayon James	8
<b>Assists</b>		Amos Olatayo	3	Taylor Ongwae	8
Jayon James	12	Nick Coppola	2	Nick Coppola	5
Nick Coppola	8	Chinedu Amajoyi	1	Amos Olatayo	3
Kyle Koszuta	2	R.J. McCray	1	R.J. McCray	3
R.J. McCray	2			Kyle Koszuta	3
Daniel Grieves	1	<b>3FG Made</b>		DeMondre Harvey	2
Taylor Ongwae	1	Daniel Grieves	9	Chinedu Amajoyi	2
		Amos Olatayo	7	Evan Sims	1
<b>Field Goals Made</b>		Taylor Ongwae	5	Marvin Williams	1
Taylor Ongwae	11	Kyle Koszuta	4		
Amos Olatayo	4	Nick Coppola	2	<b>Minutes</b>	
Marvin Williams	3	R.J. McCray	1	Nick Coppola	7
Jayon James	2	Chinedu Amajoyi	1	Taylor Ongwae	6
				Jayon James	5
<b>Field Goal Attempts</b>		<b>3FG Attempts</b>		Amos Olatayo	2
Taylor Ongwae	12	Daniel Grieves	9	Daniel Grieves	1
Amos Olatayo	4	Amos Olatayo	7	Kyle Koszuta	1
Jayon James	1	Kyle Koszuta	2	R.J. McCray	1
Daniel Grieves	1				

## Double-Doubles

### 2013-14 Season

Taylor Ongwae (3)  
27 pt, 11 reb vs. ULL (1/4/14)  
27 pt, 10 reb vs. GSU (1/25/14)  
16 pt, 11 reb at ULL (2/1/14)

### Jayon James (1)

16 pt, 12 reb vs. ULL (1/4/14)

### Marvin Williams (1)

13 pt, 10 reb at NSU (11/21/13)

### Career

#### Jayon James (6)

10 pt, 12 reb vs SLU (12/10/12)  
26 pt, 10 reb vs FAU (12/12/12)  
11 pt, 12 reb vs SU (12/13/12)

19 pt, 10 reb at NT (1/5/13)

11 pt, 15 ast at FIU (2/2/13)

16 pt, 12 reb vs. ULL (1/4/14)

## Individual Career Totals for Returning Student-Athletes

Only includes statistics at ULM

### Points

A. Olatayo 549  
J. James 431  
M. Hansberry 390  
R.J. McCray 386  
M. Brown 187  
K. Koszuta 141

### Steals

J. James 60  
R.J. McCray 58  
M. Hansberry 46  
A. Olatayo 46  
K. Koszuta 32  
M. Brown 27

### Field Goals M-A

A. Olatayo 238-517  
J. James 168-383  
M. Hansberry 142-353  
R.J. McCray 138-334  
M. Brown 82-148  
K. Koszuta 46-128

### Free Throws M-A

A. Olatayo 99-170  
J. James 91-182  
R.J. McCray 80-124  
M. Hansberry 80-124  
M. Brown 21-53  
K. Koszuta 15-24

### Rebounds

J. James 273  
A. Olatayo 207  
M. Brown 175  
R.J. McCray 147  
M. Hansberry 137  
K. Koszuta 33

### Three-Pointers M-A

A. Olatayo 44-148  
K. Koszuta 34-88  
R.J. McCray 30-94  
M. Hansberry 26-107  
J. James 4-35

### Assists

J. James 217  
R.J. McCray 122  
M. Hansberry 110  
K. Koszuta 55  
A. Olatayo 31  
M. Brown 14

### Games/Starts

R.J. McCray 91/35  
M. Hansberry 71/28  
J. James 45/43  
K. Koszuta 43/2  
M. Brown 38/25  
A. Olatayo 37/30

### Blocks

J. James 20  
A. Olatayo 17  
R.J. McCray 14  
M. Brown 10  
M. Hansberry 2

### Minutes

R.J. McCray 1806  
J. James 1510  
M. Hansberry 1387  
A. Olatayo 1101  
M. Brown 877  
K. Koszuta 593

## Double-Figures and Categorical Highs

Double-Figures	Season 10+ Points	Season 10+ Rebs	Season 10+ Asts
Taylor Ongwae	16 times (20+ 6 times)	3 times	
Amos Olatayo	11 times (20+ 3 times)		
Jayon James	9 times	2 times	
Marvin Williams	5 times	1 time	
Nick Coppola	4 times		
Daniel Grieves	3 times		
DeMondre Harvey	1 time		
R.J. McCray	1 time		
Chinedu Amajoyi	1 time		

Double-Figures	Career 10+ Points	Career 10+ Rebs	Career 10+ Asts
Amos Olatayo	28 times (20+ 12 times)	1 time	
Jayon James	22 times (20+ 1 time)	8 times	2 times
Taylor Ongwae	16 times (20+ 6 times)	3 times	
Marcelis Hansberry	15 times (20+ 1 time)		
R.J. McCray	12 times		
Millaun Brown	5 times (20+ 1 time)	1 time	
Marvin Williams	5 times	1 time	
Nick Coppola	4 times		
Kyle Koszuta	3 times		
Daniel Grieves	3 times		
DeMondre Harvey	1 time		
Chinedu Amajoyi	1 time		

### Single-Game Categorical Highs 2013-14

Points	Amos Olatayo - 30, at NSU
Field Goals Made	Amos Olatayo/Taylor Ongwae - 11 (Olatayo at NSU) (Ongwae vs ULL)
3FG Made	Amos Olatayo/Taylor Ongwae - 4 (Both at UTA)
Free Throws Made	Chinedu Amajoyi - 10 (vs. Arkansas State)
Rebounds	Jayon James - 12 (vs. UL-Lafayette)
Assists	Jayon James - 9 (at UTA)
Steals	Taylor Ongwae - 4 (vs. Thomas)
Blocks	Amos Olatayo - 5 (vs. UL-Lafayette)



# Warhawks Men's Basketball

University of Louisiana at Monroe



## The Last Time ULM...

Scored 100 or more points  
Scored 90 or more points  
Scored 80 or more points  
Scored fewer than 40 points  
Held an opponent to under 50 points  
Held an opponent to under 40 points  
Won by 30 or more points  
Won by 40 or more points  
Won by 50 or more points  
Won by 60 or more points  
Had four double-digit scorers  
Had five double-digit scorers  
Had no double-digit scorers  
Had 20 or more assists  
Had fewer than 10 assists  
Had 10 or more blocks  
Had 10 or more steals  
Had 20 or more turnovers  
Had fewer than 10 turnovers  
Made 30 or more field goals  
Made 40 or more field goals  
Made 50 or more field goals  
Shot over 50 pct from field  
Shot over 60 pct from field  
Shot less than 20 pct from field  
Made 10 or more 3-pointers  
Made 15 or more 3-pointers  
Shot over 50 pct from 3FG  
Shot over 60 pct from 3FG  
Shot less than 20 pct from 3FG  
Made 20 or more free throws  
Made 30 or more free throws  
Shot over 80 pct free throws  
Shot over 90 pct free throws  
Won on a buzzer beater  
Lost on a buzzer beater  
Won on the last possession  
Lost on the last possession  
Won in overtime  
Won in double overtime  
Won in triple overtime  
Had two double-doubles in one game  
Had two 20+ scorers in one game

## A ULM Player...

Had a double-double (pts-rbs)  
Had a double-double (pts-asts)  
Had a triple-double  
Had 20 points or more  
Had 30 points or more  
Had 40 points or more  
Had 50 points or more  
Made 10 or more field goals  
Made 15 or more field goals  
Made five or more 3FG  
Made 10 or more FT  
Had 10 or more rebounds  
Had 15 or more rebounds  
Had 20 or more rebounds  
Had 25 or more rebounds  
Had 30 or more rebounds  
Had 10 or more assists  
Had 15 or more assists  
Had five or more steals  
Had 10 or more steals  
Had five or more blocks  
Had 10 or more blocks  
Played 40 minutes or more

105, vs. UL-Lafayette (1/4/2014)  
105, vs. UL-Lafayette (1/4/2014)  
105, vs. UL-Lafayette (1/4/2014)  
36, vs. Texas State (1/11/2014)  
46, vs. Centenary (12/11/2010)  
37, vs. LeTourneau (11/25/1991)  
34, vs. Samford (11/18/2013)  
54, vs. Union College (1/3/2009)  
54, vs. Union College (1/3/2009)  
63, vs. LeTourneau (11/25/1991)  
vs. Arkansas State (1/30/2014)  
vs. UL-Lafayette (1/4/2014)  
at No. 3 Ohio State (12/27/2013)  
20, at FIU (2/2/2013)  
7, vs. Texas State (1/11/2014)  
11, vs. UL-Lafayette (1/4/2014)  
10, at LSU (12/14/2013)  
20, vs. Thomas (12/9/2013)  
9, at UL-Lafayette (2/1/2014)  
33, at UT Arlington (1/9/2014)  
41, vs. Texas College (12/22/2003)  
51, vs. Georgia Southern (2/8/1979)  
.510 (23-45), at Texas State (2/6/2014)  
.620 (31-50), at Nicholls State (11/28/2011)  
.185 (10-54) at No. 3 Ohio State (12/27/2013)  
10, at UT Arlington (1/9/2014)  
15, vs. Middle Tennessee (1/24/2008)  
.643 (9-14), at Troy (1/16/2014)  
.643 (9-14), at Troy (1/16/2014)  
.190 (4-21), vs. Georgia State (1/25/2014)  
24, vs. UL-Lafayette (1/4/2014)  
30, vs. Troy (12/31/2009)  
.824 (14-17), at Troy (1/16/2014)  
1.000 (5-5), at Texas A&M (12/10/2011)  
W, 60-58, vs. SFA (Malcolm Thomas Jumper) (11/25/2008)  
L, 76-73, at La. Tech (Kyle Gibson 3FG) (12/2/2009)  
W, 65-64, vs. FAU (Trent Mackey 3FG, 8 secs) (12/29/2012)  
L, 65-64, vs. SFA (Zac Downing 3FG, 4 secs) (11/23/2010)  
W, 103-98 (2OT), vs. UL-Lafayette (1/4/2014)  
W, 103-98 (2OT), vs. UL-Lafayette (1/4/2014)  
W, 107-106 (3OT), at La. Tech (1/5/1970)  
Tyler Ongwae & Jayon James, vs. UL-Lafayette (1/4/2014)  
Tyler Ongwae (25) & Amos Olatayo (20), at UT Arlington (1/9/2014)

Taylor Ongwae (16 pts and 11 rebs) at UL-Lafayette (2/1/2014)  
Jayon James (11 pts and 15 asts), at FIU (2/2/2013)  
Wojciech Mydra (11 pts, 10 rebs, 10 blks) vs. SHSU (1/24/2002)  
Tyler Ongwae (27), vs. Georgia State (1/25/2014)  
Amos Olatayo (30), at Northwestern State (11/21/2013)  
Henry Steele (40), vs. Louisiana College (1/23/1971)  
Glynn Saulters (51), vs. Nicholls State (1/1/1968)  
Tyler Ongwae (10), vs. Georgia State (1/25/2014)  
Mike Smith (15), vs. Houston (12/15/1999)  
Trent Mackey (5), vs. North Texas (2/14/2013)  
Chinedu Amajoyi (10-12), vs. Arkansas State (1/30/2014)  
Tyler Ongwae (10), vs. Georgia State (1/25/2014)  
Lance Brasher (17), vs. Middle Tennessee (1/24/2008)  
DeAndre Alexander (20), vs. Lamar (3/2/2005)  
Calvin Natt (25), vs. Miss. State (12/5/1978)  
Calvin Natt (31) vs. Georgia Southern (12/29/1976)  
Jayon James (10), vs. Arkansas State (2/16/2013)  
Larry Saults (19), vs. Mississippi College (1/7/1970)  
Jayon James (6), vs. WKU (3/8/2013)  
Arthur Hayes (10), vs. McNeese State (1983)  
Amos Olatayo (5), vs. UL-Lafayette (1/4/2014)  
Wojciech Mydra (13), vs. UTSA (3/2/2002)  
Jayon James (40), at Texas State (2/6/2014)

## MISCELLANEOUS STATS 2013-14

### Largest halftime lead

24, vs. Thomas, 46-22

### Largest halftime deficit

21, at No. 3 OSU, 41-20

### Largest halftime lead surrendered in a loss

None (have held three halftime leads)

### Largest halftime deficit overcome in a win

7, at South Alabama, 34-27 (won 64-58)

### Largest lead any time

41, vs. Samford, 84-43, 3:01 left 2H

### Largest deficit any time

40, at No. 3 OSU, 71-31, 58 secs left 2H

### Largest lead surrendered in a loss

8, at UL-Lafayette (2/1/2014)

### Largest deficit overcome in a win

18, at Northwestern State (11/21/13)

### Most points scored in a half

46, vs. Thomas, first half

### Fewest points scored in a half

9, vs. Texas State, second half

### Most points allowed in a half

48, vs. LA Tech, first half

### Fewest points allowed in a half

22, vs. Thomas, first half

### Largest Rebounding Advantage

+18, vs. Thomas, 41-23

### Largest Rebounding Disadvantage

-12, at South Alabama, 46-34

### Highest Plus Turnover Differential

+7, vs. Arkansas State, 14-7

### Highest Minus Turnover Differential

-14, at NSU, 29-15

### Most 3FG Made In a Game

10, at UT Arlington (10-23)

### Most 3FG Allowed in a Game

13, at UT Arlington (13-29)



# Warhawks Men's Basketball

University of Louisiana at Monroe



## 2013-14 ULM MEN'S BASKETBALL

Overall Stats

### ULM Combined Team Statistics (as of Feb 10, 2014)

All games

RECORD:	OVERALL	HOME	AWAY	NEUTRAL
ALL GAMES	7-11	4-4	3-7	0-0
CONFERENCE	4-6	2-3	2-3	0-0
NON-CONFERENCE	3-5	2-1	1-4	0-0

#	Player	gp-gs	min	avg	Total		3-Point		F-Throw		Rebounds				pf	dq	a	to	blk	stl	pts	avg
					fg-fga	fg%	3fg-fga	3fg%	ft-fa	ft%	off	def	tot	avg								
12	Ongwae, Tylor	18-18	558	31.0	105-241	.436	16-60	.267	64-81	.790	34	71	105	5.8	45	2	26	29	15	20	290	16.1
10	Olatayo, Amos	14-11	392	28.0	68-150	.453	20-63	.317	29-51	.569	22	52	74	5.3	23	0	10	32	8	13	185	13.2
01	James, Jayon	18-17	548	30.4	68-136	.500	1-8	.125	40-71	.563	22	86	108	6.0	46	1	80	43	10	21	177	9.8
00	Williams, Marvin	16-13	377	23.6	58-123	.472	1-4	.250	17-29	.586	27	43	70	4.4	42	2	8	28	15	9	134	8.4
11	Coppola, Nick	18-18	572	31.8	31-89	.348	11-28	.393	23-36	.639	9	40	49	2.7	36	1	64	41	0	10	96	5.3
33	Grievies, Daniel	16-1	230	14.4	27-72	.375	21-59	.356	3-5	.600	5	17	22	1.4	28	0	5	6	1	4	78	4.9
04	McCray, RJ	14-1	211	15.1	15-47	.319	3-13	.231	15-20	.750	5	14	19	1.4	17	0	18	11	2	10	48	3.4
13	Amajoyi, Chinedu	13-6	153	11.8	10-21	.476	6-11	.545	15-20	.750	6	18	24	1.8	5	0	3	7	2	4	41	3.2
02	Harvey, DeMondre	18-4	245	13.6	21-42	.500	0-0	.000	8-19	.421	21	37	58	3.2	34	1	11	13	8	8	50	2.8
15	Koszuta, Kyle	16-0	181	11.3	14-44	.318	10-33	.303	2-6	.333	2	6	8	0.5	12	0	7	8	0	9	40	2.5
34	Carswell II, Leon	1-0	5	5.0	0-0	.000	0-0	.000	2-2	1.000	0	2	2	2.0	1	0	0	2	0	0	2	2.0
23	Brown, Millaun	11-0	135	12.3	8-18	.444	0-0	.000	4-11	.364	17	13	30	2.7	21	1	1	9	2	3	20	1.8
20	Sims, Evan	9-1	91	10.1	4-13	.308	0-1	.000	1-4	.250	3	6	9	1.0	17	1	2	6	2	1	9	1.0
35	Ponder, Colten	1-0	2	2.0	0-0	.000	0-0	.000	0-0	.000	0	0	0	0.0	0	0	0	0	0	0	0	0.0
Team											26	22	48				9					
Total.....		18	3700		429-996	.431	89-280	.318	223-355	.628	199	427	626	34.8	327	9	235	244	65	112	1170	65.0
Opponents.....		18	3700		447-1009	.443	117-344	.340	247-365	.677	196	434	630	35.0	322	-	234	217	80	134	1258	69.9

TEAM STATISTICS	ULM	OPP
SCORING	1170	1258
Points per game	65.0	69.9
Scoring margin	-4.9	-
FIELD GOALS-ATT	429-996	447-1009
Field goal pct	.431	.443
3 POINT FG-ATT	89-280	117-344
3-point FG pct	.318	.340
3-pt FG made per game	4.9	6.5
FREE THROWS-ATT	223-355	247-365
Free throw pct	.628	.677
F-Throws made per game	12.4	13.7
REBOUNDS	626	630
Rebounds per game	34.8	35.0
Rebounding margin	-0.2	-
ASSISTS	235	234
Assists per game	13.1	13.0
TURNOVERS	244	217
Turnovers per game	13.6	12.1
Turnover margin	-1.5	-
Assist/turnover ratio	1.0	1.1
STEALS	112	134
Steals per game	6.2	7.4
BLOCKS	65	80
Blocks per game	3.6	4.4
ATTENDANCE	13595	60101
Home games-Avg/Game	8-1699	10-6010
Neutral site-Avg/Game	-	0-0

Date	Opponent	Score	Att.
11/08/13	at Kansas	L 63-80	16300
11/18/13	SAMFORD	W 86-52	1503
11/21/13	at Northwestern State	Wot 84-80	1723
12/09/13	THOMAS	W 84-61	1001
12/14/13	at LSU	L 54-61	7623
12/18/13	at Ole Miss	L 62-75	5754
12/22/13	LOUISIANA TECH	L 61-83	4107
12/27/13	at Ohio State	L 31-71	18534
* 01/04/14	ULL	Wo2 103-98	1482
* 1/9/2014	at UT Arlington	Lot 79-83	1059
* 01/11/14	TEXAS STATE	L 36-61	1106
* 01/16/14	at Troy	W 75-64	2038
* 01/18/14	at South Alabama	W 64-58	2385
* 01/23/14	WKU	L 51-69	1528
* 01/25/14	GEORGIA STATE	L 58-66	1682
* 01/30/14	ARKANSAS STATE	W 72-65	1186
* 02-01-14	at ULL	L 50-66	4685
* 2/6/14	at Texas State	L 57-65	0

\* - Conference game



**SUN BELT™**  
CONFERENCE

Score by Periods	1st	2nd	OT	OT2	Totals
ULM	551	572	29	18	1170
Opponents	604	612	29	13	1258





# Warhawks Men's Basketball

University of Louisiana at Monroe



## 2013-14 ULM MEN'S BASKETBALL ULM Combined Team Statistics (as of Feb 10, 2014) Conference games

Conference Only

RECORD:	OVERALL	HOME	AWAY	NEUTRAL
ALL GAMES	4-6	2-3	2-3	0-0
CONFERENCE	4-6	2-3	2-3	0-0
NON-CONFERENCE	0-0	0-0	0-0	0-0

#	Player	gp-gs	min	avg	Total		3-Point		F-Throw		Rebounds											
					fg-fga	fg%	3fg-fga	3fg%	ft-fa	ft%	off	def	tot	avg	pf	dq	a	to	blk	stl	pts	avg
12	Ongwae,Tylor	10-10	370	37.0	71-164	.433	10-43	.233	38-49	.776	21	50	71	7.1	28	1	15	17	7	11	190	19.0
10	Olatayo,Amos	6-3	175	29.2	24-62	.387	9-34	.265	15-27	.556	8	22	30	5.0	7	0	4	14	6	5	72	12.0
01	James,Jayon	10-9	320	32.0	42-79	.532	1-6	.167	14-34	.412	10	45	55	5.5	26	1	51	25	7	11	99	9.9
00	Williams,Marvin	8-6	190	23.8	26-58	.448	0-2	.000	9-13	.692	14	22	36	4.5	18	0	4	11	10	5	61	7.6
11	Coppola,Nick	10-10	359	35.9	21-53	.396	9-18	.500	15-24	.625	6	22	28	2.8	25	1	31	19	0	7	66	6.6
33	Grievess,Daniel	8-1	123	15.4	15-39	.385	12-34	.353	3-4	.750	3	8	11	1.4	14	0	1	0	1	2	45	5.6
13	Amajoyi,Chinedu	7-6	122	17.4	7-14	.500	6-9	.667	11-14	.786	3	14	17	2.4	4	0	3	4	2	3	31	4.4
23	Brown,Millaun	3-0	50	16.7	4-7	.571	0-0	.000	1-7	.143	9	3	12	4.0	5	0	1	2	1	1	9	3.0
02	Harvey,DeMondre	10-4	139	13.9	13-24	.542	0-0	.000	2-8	.250	10	11	21	2.1	20	1	6	5	6	1	28	2.8
04	McCray,RJ	6-0	100	16.7	5-19	.263	1-8	.125	5-8	.625	2	4	6	1.0	12	0	6	3	1	3	16	2.7
15	Koszuta,Kyle	8-0	74	9.3	6-17	.353	6-14	.429	2-6	.333	1	3	4	0.5	5	0	4	3	0	3	20	2.5
20	Sims,Evan	5-1	53	10.6	4-5	.800	0-0	.000	0-0	.000	1	2	3	0.6	9	1	1	1	1	1	8	1.6
Team											14	12	26				4					
Total.....		10	2075		238-541	.440	54-168	.321	115-194	.593	102	218	320	32.0	173	5	127	108	42	53	645	64.5
Opponents.....		10	2075		246-547	.450	70-190	.368	133-192	.693	113	239	352	35.2	179	-	127	111	35	61	695	69.5

TEAM STATISTICS	ULM	OPP
SCORING	645	695
Points per game	64.5	69.5
Scoring margin	-5.0	-
FIELD GOALS-ATT	238-541	246-547
Field goal pct	.440	.450
3 POINT FG-ATT	54-168	70-190
3-point FG pct	.321	.368
3-pt FG made per game	5.4	7.0
FREE THROWS-ATT	115-194	133-192
Free throw pct	.593	.693
F-Throws made per game	11.5	13.3
REBOUNDS	320	352
Rebounds per game	32.0	35.2
Rebounding margin	-3.2	-
ASSISTS	127	127
Assists per game	12.7	12.7
TURNOVERS	108	111
Turnovers per game	10.8	11.1
Turnover margin	+0.3	-
Assist/turnover ratio	1.2	1.1
STEALS	53	61
Steals per game	5.3	6.1
BLOCKS	42	35
Blocks per game	4.2	3.5
ATTENDANCE	6984	10167
Home games-Avg/Game	5-1397	5-2033
Neutral site-Avg/Game	-	0-0

Score by Periods	1st	2nd	OT	OT2	Totals
ULM	291	317	19	18	645
Opponents	321	338	23	13	695

Date	Opponent	Score	Att.
* 01/04/14	ULL	Wo2 103-98	1482
* 1/9/2014	at UT Arlington	Lot 79-83	1059
* 01/11/14	TEXAS STATE	L 36-61	1106
* 01/16/14	at Troy	W 75-64	2038
* 01/18/14	at South Alabama	W 64-58	2385
* 01/23/14	WKU	L 51-69	1528
* 01/25/14	GEORGIA STATE	L 58-66	1682
* 01/30/14	ARKANSAS STATE	W 72-65	1186
* 02-01-14	at ULL	L 50-66	4685
* 2/6/14	at Texas State	L 57-65	0

\* - Conference game

### Number of ULM Double-Figure Scorers by Game

**Five Double-Figure Scorers (1)**  
vs. UL-L  
(Ongwae/Olatayo/James/Williams/McCray)

at LSU (Williams/Olatayo/Ongwae)  
vs. LA Tech (Ongwae/James/Olatayo)  
at UTA (Ongwae/Olatayo/James)  
vs. GSU (Ongwae/James/Grievess)

**Four Double-Figure Scorers (6)**  
vs. Samford (Olatayo/James/Ongwae/  
Grievess)  
at NSU (Olatayo/James/Williams/Ongwae)  
vs. Thomas (Ongwae/Harvey/Williams/  
James)  
at Troy (Ongwae/James/Coppola/Olatayo)  
at USA (Ongwae/Olatayo/Coppola/Grievess)  
vs. ASU (Ongwae/Williams/Coppola/  
Amajoyi)

**Two Double-Figure Scorers (3)**  
at Ole Miss (Olatayo/Ongwae)  
vs. WKU (Olatayo/Ongwae)  
at Texas State (James/Ongwae)

**One Double-Figure Scorer (2)**  
vs. Texas State (Ongwae)  
at UL-L (Ongwae)

**Three Double-Figure Scorers (5)**  
at No. 5 Kansas (Williams/Olatayo/Coppola)

**Zero Double-Figure Scorers (1)**  
at No. 3 Ohio State



## 0 Marvin Williams

Junior | Center | 6-8 | 245  
Memphis, Tenn. | NW Florida State College

	Season-High	Career-High
Pts	19, at KU (11/8/13)	19, at KU (11/8/13)
FG	8, two times	8, two times
3FG	1, vs. SAM (11/18/13)	1, vs. SAM (11/18/13)
FT	4, two times	4, two times
Ast	2, two times	2, two times
Reb	10, at NSU (11/21/13)	10, at NSU (11/21/13)
Blocks	3, two times	3, two times
Steals	1, eight times	1, eight times
Min	33, two times	33, two times

Opponent	Date	GS	Min	FG-FGA/Pct.	3FG-FGA	FT-FTA/PCT	O-D-T	PF-FO	A	TO	Blk	Stl	Pts/Avg
Kansas	11/8/13	*	24	8-13/.615	0-0	3-5/.600	2-4-6	5-1	0	2	0	0	19/19.0
Samford	11/18/13	*	21	2-6/.333	1-1	0-0/.000	0-3-3	3-0	1	1	1	0	5/12.0
NSU	11/21/13	*	33	6-12/.500	0-0	1-4/.250	2-8-10	5-1	1	1	1	0	13/12.3
Thomas	12/9/13	*	22	4-6/.667	0-0	4-6/.667	1-3-4	2-0	0	2	3	1	12/12.3
LSU	12/14/13	*	28	7-10/.700	0-0	0-1/.000	3-0-3	3-0	0	5	0	1	14/12.6
Ole Miss	12/18/13	*	25	1-8/.125	0-0	0-0/.000	2-0-2	3-0	2	3	0	1	2/10.8
La. Tech	12/22/13	*	24	3-7/.429	0-0	0-0/.000	2-2-4	0-0	0	3	0	1	6/10.1
OSU	12/27/13	*	10	1-3/.333	0-1	0-0/.000	1-1-2	3-0	0	0	0	0	2/9.1
ULL	1/4/14	*	29	6-14/.429	0-0	4-5/.800	4-1-5	4-0	1	0	2	1	16/9.9
UTA	1/9/14	*	31	3-5/.600	0-0	0-0/.000	3-5-8	3-0	2	3	1	1	8/9.5
TX ST	1/11/14	*	18	0-5/.000	0-0	0-0/.000	2-1-3	2-0	0	1	0	0	0/8.6
Troy	1/16/14					DNP							
USA	1/18/14					DNP							
WKU	1/23/14		4	1-1/1.000	0-0	0-0/.000	0-0-0	1-0	0	0	0	0	2/8.1
GSU	1/25/14	*	33	3-6/.500	0-0	1-1/1.000	0-5-5	1-0	1	2	3	0	7/8.0
ASU	1/30/14	*	23	8-13/.615	0-0	0-0/.000	3-3-6	3-0	0	0	2	1	16/8.6
ULL	2/1/14	*	24	3-9/.333	0-1	2-3/.667	1-5-6	2-0	0	2	1	1	8/8.5
TX ST	2/16/14	*	28	2-5/.400	0-1	2-4/.500	1-2-3	2-0	0	3	1	1	6/8.4
UTA													
UALR													
GSU													
WKU													
USA													
Troy													
ASU													
UALR													
Totals		14	377	58-123/.472	1-4/.250	17-29/.586	27-43-70	42-2	8	28	15	12	134/8.4



## 2 DeMondre Harvey

Sophomore | Forward | 6-7 | 210  
Minden, La. | Pearl River CC

	Season-High	Career-High
Pts	11, vs. Thom (12/9/13)	11, vs. Thom (12/9/13)
FG	4, vs. Thom (12/9/13)	4, vs. Thom (12/9/13)
3FG	N/A	N/A
FT	3, vs. Thom (12/9/13)	3, vs. Thom (12/9/13)
Ast	2, two times	2, two times
Reb	8, at Miss (12/18/13)	8, at Miss (12/18/13)
Blocks	2, two times	2, two times
Steals	2, vs. LA Tech (12/22/13)	2, vs. LA Tech (12/22/13)
Min	25, vs. WKU (1/23/14)	25, vs. WKU (1/23/14)

Opponent	Date	GS	Min	FG-FGA/Pct.	3FG-FGA	FT-FTA/PCT	O-D-T	PF-FO	A	TO	Blk	Stl	Pts/Avg
Kansas	11/8/13		9	0-0/0.000	0-0	0-0/0.000	0-2-2	2-0	0	1	0	1	0/0.0
Samford	11/18/13		13	1-2/500	0-0	0-0/0.000	0-5-5	2-0	1	0	1	1	2/1.0
NSU	11/21/13		9	0-0/0.000	0-0	1-2/500	1-4-5	2-0	1	1	0	0	1/1.0
Thomas	12/9/13		15	4-5/800	0-0	3-5/600	2-4-6	2-0	1	2	1	1	11/3.5
LSU	12/14/13		10	1-1/1.000	0-0	1-2/500	0-2-2	0-0	0	0	0	1	3/3.4
Ole Miss	12/18/13		14	1-3/333	0-0	0-0/0.000	3-5-8	3-0	0	1	0	1	2/3.2
La. Tech	12/22/13		17	0-1/1.000	0-0	1-2/500	1-2-3	1-0	2	0	0	2	1/2.9
OSU	12/27/13		19	1-6/167	0-0	0-0/0.000	4-2-6	2-0	0	1	0	0	2/2.8
ULL	1/4/14		9	1-2/500	0-0	0-1/0.000	1-2-3	2-0	0	1	0	0	2/2.7
UTA	1/9/14		11	1-1/1.000	0-0	0-0/0.000	1-0-1	1-0	0	0	0	0	2/2.6
TX ST	1/11/14		18	2-5/400	0-0	0-0/0.000	1-2-3	1-0	0	0	0	0	4/2.7
Troy	1/16/14	*	24	2-5/400	0-0	0-0/0.000	1-1-2	4-0	2	0	2	0	4/2.8
USA	1/18/14	*	21	3-3/1.000	0-0	2-2/1.000	4-3-7	5-1	1	1	2	0	8/3.2
WKU	1/23/14	*	25	3-5/600	0-0	0-4/0.000	1-2-3	1-0	0	1	1	1	6/3.4
GSU	1/25/14		9	0-0/0.000	0-0	0-0/0.000	0-0-0	2-0	0	1	1	0	0/3.2
ASU	1/30/14	*	3	1-1/1.000	0-0	0-0/0.000	0-0-0	2-0	0	0	0	0	2/3.1
ULL	2/1/14		7	0-2/0.000	0-0	0-0/0.000	1-1-2	2-0	2	0	0	0	0/2.9
TX ST	2/6/14		12	0-0/0.000	0-0	0-1/0.000	0-0-0	0-0	1	1	0	0	0/2.8
UTA													
UALR													
GSU													
WKU													
USA													
Troy													
ASU													
UALR													
Totals		4	245	21-42/500	0-0	8-19/421	21-37-58	34-1	11	13	8	8	50/2.8



## 1 Jayon James

Senior | Forward | 6-6 | 225  
Paterson, N.J. | Lamar State-Port Arthur

	Season-High	Career-High
Pts	18, at TXST (2/6/14)	26, vs. FAU (12/29/13)
FG	8, at TXST (2/6/14)	12, vs. FAU (12/29/13)
3FG	1, vs. TXST (1/11/14)	3, at UALR (12/1/12)
FT	9, at NSU (11/21/13)	9, at NSU (11/21/13)
Ast	9, at UTA (1/9/14)	15, at FAU (2/2/13)
Reb	12, vs. ULL (1/4/14)	12, three times
Blocks	3, vs. ASU (1/30/14)	3, two times
Steals	3, two times	6, vs. WKU (3/8/13)
Min	40, at TXST (2/6/14)	42, vs. Troy (1/26/13)

Opponent	Date	GS	Min	FG-FGA/Pct.	3FG-FGA	FT-FTA/PC	O-D-T	PF-FO	A	TO	Blk	Stl	Pts/Avg	
Kansas	11/8/13	*	33	2-8/.250	0-0	1-3/.333	0-4-4	4-0	4	0	0	1	5/5.0	
Samford	11/18/13	*	26	6-8/.750	0-1	2-2/1.000	1-8-9	2-0	4	2	1	2	14/9.5	
NSU	11/21/13	*	37	4-7/.571	0-0	9-11/.818	1-6-7	2-0	6	5	0	2	17/12.0	
Thomas	12/9/13	*	25	4-6/.667	0-0	2-4/.500	1-5-6	2-0	2	5	1	0	10/11.5	
LSU	12/14/13	*	30	0-6/.000	0-0	2-2/1.000	2-5-7	2-0	3	0	1	1	2/9.6	
Ole Miss	12/18/13	*	26	4-11/.364	0-0	1-3/.333	5-6-11	4-0	5	1	0	3	9/9.5	
La. Tech	12/22/13	*	34	4-5/.800	0-0	6-9/.667	2-6-8	3-0	4	4	0	1	14/10.1	
OSU	12/27/13	*	17	2-6/.333	0-1	3-3/1.000	0-1-1	1-0	1	1	0	0	7/9.8	
ULL	1/4/14	*	38	6-7/.857	0-0	4-6/.667	2-10-12	5-1	5	3	0	2	16/10.4	
UTA	1/9/14	*	34	7-10/.700	0-0	0-3/.000	3-5-8	4-0	9	3	0	1	14/10.8	
TX ST	1/11/14	*	26	4-8/.500	1-2	0-6/.000	0-2-2	0-0	1	1	0	2	9/10.6	
Troy	1/16/14	*	37	6-8/.750	0-0	1-2/.500	0-4-4	3-0	5	2	0	1	13/10.8	
USA	1/18/14	*	17	0-2/.000	0-0	0-0/.000	0-4-4	3-0	5	0	0	0	0/10.0	
WKU	1/23/14		23	2-6/.333	0-1	5-6/.833	1-0-1	1-0	4	4	0	1	9/9.9	
GSU	1/25/14	*	38	5-8/.625	0-1	1-2/.500	2-5-7	3-0	5	5	2	0	11/10.0	
ASU	1/30/14	*	39	4-11/.364	0-1	1-4/.250	2-5-7	2-0	7	3	3	1	9/9.9	
ULL	2/1/14	*	28	0-5/.000	0-0	0-2/.000	0-4-4	1-0	5	1	2	0	0/9.4	
TX ST	2/6/14	*	40	8-14/.571	0-1	2-3/.667	0-6-6	4-0	5	3	0	3	18/9.8	
UTA														
UALR														
GSU														
WKU														
USA														
Troy														
ASU														
UALR														
Totals			17	548	68-136/.500	1-8	40-71/.563	22-86-108	46-1	80	43	10	21	177/9.8



## 3 Marcelis Hansberry

Senior | Guard | 6-0 | 185  
Jackson, Miss. | Provine HS

	Season-High	Career-High
Pts	N/A	22, at UALR (2/4/12)
FG	N/A	7, at USA (1/17/13)
3FG	N/A	3, at UALR (2/4/12)
FT	N/A	5, at NT (2/16/12)
Ast	N/A	9, at USA (2/11/12)
Reb	N/A	9, at NT (2/16/12)
Blocks	N/A	1, two times
Steals	N/A	4, at USA (1/17/13)
Min	N/A	37, at FAU (1/31/13)

Opponent	Date	GS	Min	FG-FGA/Pct.	3FG-FGA	FT-FTA/PCT	O-D-T	PF-FO	A	TO	Blk	Stl	Pts/Avg
Kansas	11/8/13					DNP							
Samford	11/18/13					DNP							
NSU	11/21/13					DNP							
Thomas	12/9/13					DNP							
LSU	12/14/13					DNP							
Ole Miss	12/18/13					DNP							
La. Tech	12/22/13					DNP							
OSU	12/27/13					DNP							
ULL	1/4/14					DNP							
UTA	1/9/14					DNP							
TX ST	1/11/14					DNP							
Troy	1/16/14					DNP							
USA	1/18/14					DNP							
WKU	1/23/14					DNP							
GSU	1/25/14					DNP							
ASU	1/30/14					DNP							
ULL	2/1/14					DNP							
TX ST	2/6/14					DNP							
UTA													
UALR													
GSU													
WKU													
USA													
Troy													
ASU													
UALR													
ACL Injury													



## 4 R.J. McCray

Senior | Guard | 6-2 | 190

Arlington, Texas | Grace Prep Academy

	Season-High	Career-High
Pts	11, vs. ULL (1/4/14)	17, at SLU (12/10/12)
FG	3, two times	5, at NT (1/5/13)
3FG	1, three times	3, vs. Troy (1/26/13)
FT	5, vs. ULL (1/4/14)	6, vs. Southern (12/13/12)
Ast	5, at LSU (12/14/13)	7, vs. UALR (2/7/13)
Reb	5, at LSU (12/14/13)	5, at LSU (12/14/13)
Blocks	1, two times	2, at Tennessee (11/16/11)
Steals	2, three times	4, vs. WKU (12/29/11)
Min	24, at UTA (1/9/14)	42, at SLU (12/10/12)

Opponent	Date	GS	Min	FG-FGA/Pct.	3FG-FGA	FT-FTA/PCT	O-D-T	PF-FO	A	TO	Blk	Stl	Pts/Avg
Kansas	11/8/13	9	1-2/500	0-0	3-4/.750	0-0-0	1-0	0	0	0	0	0	5/5.0
Samford	11/18/13	14	1-4/.250	0-2	3-3/1.000	0-1-1	0-0	2	0	0	2	5/5.0	
NSU	11/21/13	11	1-3/.333	0-1	1-2/.500	0-0-0	0-0	0	1	0	0	3/4.3	
Thomas	12/9/13	18	2-3/.667	0-0	0-0/.000	0-1-1	0-0	4	2	0	1	4/4.3	
LSU	12/14/13	11	0-1/.000	0-0	2-2/1.000	2-3-5	2-0	5	1	0	2	2/3.8	
Ole Miss	12/18/13	9	1-3/.333	0-0	1-1/1.000	0-1-1	1-0	1	1	1	0	3/3.7	
La. Tech	12/22/13	*	18	3-7/.429	1-1	0-0/.000	0-2-2	1-0	0	2	0	1	7/4.1
OSU	12/27/13	21	1-5/.200	1-1	0-0/.000	1-2-3	0-0	0	1	0	1	3/4.0	
ULL	1/4/14	23	3-8/.375	0-2	5-8/.625	0-0-0	0-0	1	0	0	1	11/4.8	
UTA	1/9/14	24	1-5/.200	1-2	0-0/.000	2-2-4	4-0	3	1	1	2	3/4.6	
TX ST	1/11/14	13	0-2/.000	0-2	0-0/.000	0-0-0	3-0	0	1	0	0	0/4.2	
Troy	1/16/14				DNP								
USA	1/18/14				DNP								
WKU	1/23/14				DNP								
GSU	1/25/14				DNP								
ASU	1/30/14	12	0-0/.000	0-0	0-0/.000	0-0-0	3-0	0	0	0	0	0/3.8	
ULL	2/1/14	11	1-3/.333	0-1	0-0/.000	0-1-1	0-0	1	0	0	0	2/3.7	
TX ST	2/6/14	17	0-1/.000	0-1	0-0/.000	0-1-1	2-0	1	1	0	0	0/3.4	
UTA													
UALR													
GSU													
WKU													
USA													
Troy													
ASU													
UALR													
Totals		1	211	15-47/.319	3-13/.231	15-20/.750	5-14-19	17-0	18	11	2	10	48/3.4



## 11 Nick Coppola

Freshman | Guard | 5-11 | 195

Richmond, Va. | Benedictine Prep

	Season-High	Career-High
Pts	12, vs. ASU (1/30/14)	12, vs. ASU (1/30/14)
FG	4, two times	4, two times
3FG	2, two times	2, two times
FT	5, at KU (11/8/13)	5, at KU (11/8/13)
Ast	8, at NSU (11/21/13)	8, at NSU (11/21/13)
Reb	6, vs. WKU (1/23/14)	6, vs. WKU (1/23/14)
Blocks	N/A	N/A
Steals	2, two times	2, two times
Min	40, five times	40, five times

Opponent	Date	GS	Min	FG-FGA/Pct.	3FG-FGA	FT-FTA/PCT	O-D-T	PF-FO	A	TO	Blk	Stl	Pts/Avg
Kansas	11/8/13	*	31	2-5/400	1-3	5-7/714	0-3-3	0-0	2	2	0	0	10/10.0
Samford	11/18/13	*	26	2-5/400	0-1	1-3/333	0-3-3	2-0	6	0	0	0	5/7.5
NSU	11/21/13	*	34	1-5/200	0-1	0-0/000	0-2-2	3-0	8	7	0	2	2/5.7
Thomas	12/9/13	*	22	2-3/667	1-1	2-2/1,000	0-3-3	0-0	3	5	0	0	7/6.0
LSU	12/14/13	*	29	0-3/000	0-1	0-0/000	0-2-2	2-0	4	2	0	0	0/4.8
Ole Miss	12/18/13	*	31	3-6/500	0-1	0-0/000	2-3-5	3-0	5	3	0	0	6/5.0
La. Tech	12/22/13	*	28	0-7/000	0-1	0-0/000	1-1-2	0-0	4	2	0	0	0/4.3
OSU	12/27/13	*	12	0-2/000	0-1	0-0/000	0-1-1	1-0	1	1	0	0	0/4.0
ULL	1/4/14	*	29	0-2/000	0-0	4-7/571	1-3-4	4-0	2	1	0	0	0/3.8
UTA	1/9/14	*	26	2-3/667	0-1	0-0/000	0-1-1	3-0	4	3	0	1	4/3.8
TX ST	1/11/14	*	27	1-4/250	1-1	0-2/000	1-2-3	0-0	2	1	0	2	3/3.7
Troy	1/16/14	*	40	3-7/429	2-2	2-2/1,000	1-2-3	1-0	3	2	0	1	10/4.3
USA	1/18/14	*	40	3-7/429	1-2	3-5/600	0-3-3	3-0	3	1	0	0	10/4.7
WKU	1/23/14	*	40	0-2/000	0-1	4-6/667	0-6-6	1-0	5	1	0	1	4/4.6
GSU	1/25/14	*	40	1-6/167	1-3	0-0/000	0-3-3	4-0	2	3	0	0	3/4.5
ASU	1/30/14	*	40	4-7/571	2-3	2-2/1,000	2-2-4	1-0	7	2	0	1	12/5.0
ULL	2/1/14	*	37	3-8/375	1-2	0-0/000	1-0-1	3-0	1	3	0	1	7/5.1
TX ST	2/6/14	*	40	4-7/571	1-3	0-0/000	0-0-0	5-1	2	2	0	1	9/5.3
UTA													
UALR													
GSU													
WKU													
USA													
Troy													
ASU													
UALR													
Totals		18	572	31-89/348	11-28/393	23-36/639	9-40-49	36-1	64	41	0	10	96/5.3



## 10 Amos Olatayo

Senior | Guard | 6-4 | 200

Houston, Texas | Navarro College

	Season-High	Career-High
Pts	30, at NSU (11/21/13)	30, (previous) at FIU (2/2/13)
FG	11, at NSU (11/21/13)	12, at FIU (2/2/13)
3FG	4, at UTA (1/9/14)	4, at UTA (1/9/14)
FT	6, at NSU (11/21/13)	9, vs ULL (3/2/13)
Ast	3, vs. THOM (12/9/13)	4, vs. ULL (3/2/13)
Reb	9, at NSU (11/21/13)	11, at ASU (1/19/13)
Blocks	5, vs. ULL (1/4/14)	5, vs. ULL (1/4/14)
Steals	2, three times	4, vs. ULL (3/2/13)
Min	45, vs. ULL (1/4/14)	45, vs. ULL (1/4/14)

Opponent	Date	GS	Min	FG-FGA/Pct.	3FG-FGA	FT-FTA/PCT	O-D-T	PF-FO	A	TO	Blk	Stl	Pts/Avg
Kansas	11/8/13	*	33	5-10/.500	0-2	1-2/.500	1-2-3	3-0	2	4	0	1	11/11.0
Samford	11/18/13	*	25	10-13/.769	2-4	0-0/.000	2-2-4	1-0	0	2	1	1	22/16.5
NSU	11/21/13	*	37	11-13/.846	2-2	6-10/.600	2-7-9	4-0	0	6	0	2	30/21.0
Thomas	12/9/13	*	29	2-6/.333	1-4	2-2/1.000	1-4-5	1-0	3	1	0	0	7/17.5
LSU	12/14/13	*	28	4-13/.308	0-4	3-4/.750	1-7-8	2-0	0	1	1	1	11/16.2
Ole Miss	12/18/13	*	26	7-16/.438	2-5	1-4/.250	4-2-6	0-0	1	2	0	1	17/16.3
La. Tech	12/22/13	*	28	4-13/.308	3-6	0-0/.000	3-4-7	4-0	0	2	0	2	11/15.6
OSU	12/27/13	*	17	1-4/.250	1-2	1-2/.500	0-2-2	1-0	0	0	0	0	4/14.1
ULL	1/4/14	*	45	6-18/.333	2-9	2-4/.500	3-3-6	1-0	2	4	5	1	16/14.3
UTA	1/9/14	*	34	7-14/.500	4-9	2-2/1.000	1-7-8	1-0	0	2	0	1	20/14.9
TX ST	1/11/14	*	25	1-10/.100	0-6	2-3/.667	2-3-5	1-0	0	4	0	0	4/13.9
Troy	1/16/14		26	2-4/.500	2-3	4-6/.667	0-4-4	0-0	2	1	0	0	10/13.6
USA	1/18/14		23	4-7/.571	0-3	4-9/.444	0-4-4	2-0	0	2	0	2	12/13.5
WKU	1/23/14		22	4-9/.444	1-4	1-3/.333	2-1-3	2-0	0	1	1	1	10/13.2
GSU	1/25/14					DNP							
ASU	1/30/14					DNP							
ULL	2/1/14					DNP							
TX ST	2/6/14					DNP							
UTA													
UALR													
GSU													
WKU													
USA													
Troy													
ASU													
UALR													
Totals		11	392	68-150/.453	20-63/.317	29-51/.569	22-53-74	23-0	10	32	8	13	185/13.2



## 12 Tylor Ongwae

Junior | Forward | 6-7 | 205

Eldoret, Kenya | Ranger College

	Season-High	Career-High
Pts	27, two times	27, two times
FG	11, vs. ULL (1/4/14)	11, vs. ULL (1/4/14)
3FG	4, at UTA (1/9/14)	4, at UTA (1/9/14)
FT	9, vs. Thom (12/9/13)	9, vs. Thom (12/9/13)
Ast	4, vs. Thom (12/9/13)	4, vs. Thom (12/9/13)
Reb	11, two times	11, two times
Blocks	3, vs. ULL (1/4/14)	3, vs. ULL (1/4/14)
Steals	4, vs. Thom (12/9/13)	4, vs. Thom (12/9/13)
Min	46, vs. ULL (1/4/14)	46, vs. ULL (1/4/14)

Opponent	Date	GS	Min	FG-FGA/Pct.	3FG-FGA	FT-FTA/PCT	O-D-T	PF-FO	A	TO	Blk	Stl	Pts/Avg	
Kansas	11/8/13	*	15	1-4/.250	0-2	2-2/1.000	1-1-2	5-1	3	1	0	1	4/4.0	
Samford	11/18/13	*	25	5-11/.455	0-1	4-5/.800	3-2-5	0-0	3	1	1	2	14/9.0	
NSU	11/21/13	*	29	3-6/.500	1-1	4-6/.667	0-5-5	4-0	1	5	2	0	11/9.7	
Thomas	12/9/13	*	28	6-11/.545	1-3	9-10/.900	3-4-7	0-0	4	0	1	4	22/12.8	
LSU	12/14/13	*	26	4-10/.400	0-0	4-4/1.000	1-2-3	2-0	0	1	0	2	12/12.6	
Ole Miss	12/18/13	*	21	4-9/.444	2-4	2-2/1.000	0-2-2	2-0	0	2	2	0	12/12.5	
La. Tech	12/22/13	*	35	9-19/.474	1-4	1-3/.333	2-3-5	3-0	0	2	2	0	20/13.6	
OSU	12/27/13	*	13	2-7/.286	1-2	0-0/.000	3-2-5	1-0	0	0	0	0	5/12.5	
ULL	1/4/14	*	46	11-21/.524	1-7	4-4/1.000	4-7-11	4-0	2	3	3	1	27/14.1	
UTA	1/9/14	*	39	10-22/.455	4-8	1-3/.333	0-5-5	2-0	1	1	2	1	25/15.2	
TX ST	1/11/14	*	29	5-11/.455	2-5	0-0/.000	1-2-3	1-0	1	1	0	0	12/14.9	
Troy	1/16/14	*	25	7-15/.467	1-2	7-7/1.000	3-2-5	5-1	0	2	0	0	22/15.5	
USA	1/18/14	*	40	6-20/.300	1-3	6-7/.857	1-3-4	0-0	2	2	0	3	19/15.8	
WKU	1/23/14	*	38	4-12/.333	0-3	3-4/.750	2-4-6	4-0	1	1	0	0	11/15.4	
GSU	1/25/14	*	38	10-16/.625	1-7	6-7/.857	2-8-10	4-0	3	3	0	1	27/16.2	
ASU	1/30/14	*	40	6-16/.375	0-2	5-7/.714	2-7-9	4-0	1	0	1	2	17/16.3	
ULL	2/1/14	*	36	6-16/.375	0-2	4-4/1.000	4-7-11	1-0	1	2	0	1	16/16.2	
TX ST	2/6/14	*	39	6-14/.429	0-3	2-6/.333	2-5-7	3-0	3	2	1	2	14/16.1	
UTA														
UALR														
GSU														
WKU														
USA														
Troy														
ASU														
TOTALS			18	558	105-241/.436	16-60/.281	64-81/.790	34-71/.105	45-2	26	29	15	20	290/16.1





### 13 Chinedu Amajoyi

Junior | Guard | 6-3 | 195  
Rancho Cucamonga, Calif. | Kilgore College

	Season-High	Career-High
Pts	10, vs. ASU (1/30/14)	10, vs. ASU (1/30/14)
FG	3, at TXST (2/6/14)	3, at TXST (2/6/14)
3FG	3, at TXST (2/6/14)	3, at TXST (2/6/14)
FT	10, vs. ASU (1/30/14)	10, vs. ASU (1/30/14)
Ast	2, at Troy (1/16/14)	2, at Troy (1/16/14)
Reb	5, two times	5, two times
Blocks	1, two times	1, two times
Steals	2, vs. WKU (1/23/14)	2, vs. WKU (1/23/14)
Min	29, two times	29, two times

Opponent	Date	GS	Min	FG-FGA/Pct.	3FG-FGA	FT-FTA/PCT	O-D-T	PF-FO	A	TO	Blk	Stl	Pts/Avg
Kansas	11/8/13	3	0-0/0.000	0-0	0-0/0.000	0-0-0	1-0	0	0	0	0	0	0/0.0
Samford	11/18/13	6	2-3/.667	0-1	2-4/.500	2-0-2	0-0	0	0	0	0	0	6/3.0
NSU	11/21/13	3	1-2/.500	0-1	0-0/0.000	0-0-0	0-0	0	0	0	0	0	2/2.7
Thomas	12/9/13	4	0-0/0.000	0-0	0-0/0.000	0-0-0	0-0	0	0	0	0	0	0/2.0
LSU	12/14/13				DNP								
Ole Miss	12/18/13	1	0-0/0.000	0-0	0-0/0.000	0-0-0	0-0	0	1	0	0	0	0/1.6
La. Tech	12/22/13				DNP								
OSU	12/27/13	14	0-2/0.000	0-0	2-2/1.000	1-4-5	0-0	0	2	0	1	1	2/1.7
ULL	1/4/14				DNP								
UTA	1/9/14				DNP								
TX ST	1/11/14	2	0-0/0.000	0-0	0-0/0.000	0-0-0	0-0	0	0	0	0	0	0/1.4
Troy	1/16/14	*	29	2-5/.400	1-3	0-0/0.000	2-2-4	1-0	2	1	0	0	5/1.9
USA	1/18/14	*	15	1-2/.500	1-1	0-0/0.000	0-1-1	0-0	0	0	0	0	3/2.0
WKU	1/23/14	*	16	0-0/0.000	0-0	1-2/.500	1-2-3	0-0	0	2	0	2	1/1.9
GSU	1/25/14				DNP								
ASU	1/30/14	*	29	0-1/0.000	0-0	10-12/.833	0-5-5	2-0	0	0	0	1	10/2.6
ULL	2/1/14	*	13	1-2/.500	1-1	0-0/0.000	0-2-2	0-0	1	1	1	0	3/2.7
TX ST	2/6/14	*	18	3-4/.750	3-4	0-0/0.000	0-2-2	1-0	0	0	1	0	9/3.2
UTA													
UALR													
GSU													
WKU													
USA													
Troy													
ASU													
UALR													
Totals		6	153	10-21/.476	6-11/.545	15-20/.750	6-18-24	5-0	3	7	2	4	41/3.2



### 20 Evan Sims

Junior | Forward | 6-8 | 235  
Houston, Texas | Lamar State-Port Arthur

	Season-High	Career-High
Pts	2, four times	2, four times
FG	1, four times	1, four times
3FG	N/A	N/A
FT	1, at KU (11/8/13)	1, at KU (11/8/13)
Ast	1, two times	1, two times
Reb	3, at KU (11/8/13)	3, at KU (11/8/13)
Blocks	1, two times	1, two times
Steals	1, at Troy (1/16/14)	1, at Troy (1/16/14)
Min	18, at USA (1/18/14)	18, at USA (1/18/14)

Opponent	Date	GS	Min	FG-FGA/Pct.	3FG-FGA	FT-FTA/PCT	O-D-T	PF-FO	A	TO	Blk	Stl	Pts/Avg
Kansas	11/8/13	12	0-2/0.000	0-0	1-4/.250	0-3-3	4-0	1	1	0	0	0	1/1.0
Samford	11/18/13	7	0-1/0.000	0-0	0-0/0.000	0-1-1	1-0	0	1	0	0	0	0/0.5
NSU	11/21/13				DNP								
Thomas	12/9/13	4	0-1/0.000	0-0	0-0/0.000	0-0-0	1-0	0	1	0	0	0	0/0.3
LSU	12/14/13				DNP								
Ole Miss	12/18/13				DNP								
La. Tech	12/22/13				DNP								
OSU	12/27/13	15	0-4/0.000	0-1	0-0/0.000	2-0-2	2-0	0	2	1	0	0	0/0.3
ULL	1/4/14				DNP								
UTA	1/9/14				DNP								
TX ST	1/11/14				DNP								
Troy	1/16/14	8	1-1/1.000	0-0	0-0/0.000	1-0-1	1-0	0	0	0	0	1	2/0.6
USA	1/18/14	18	1-1/1.000	0-0	0-0/0.000	0-2-2	5-1	1	0	1	0	0	2/0.8
WKU	1/23/14	*	12	1-2/.500	0-0	0-0/0.000	0-0-0	0-0	0	0	0	0	2/1.0
GSU	1/25/14				DNP								
ASU	1/30/14	4	0-0/0.000	0-0	0-0/0.000	0-0-0	0-0	0	1	0	0	0	0/0.9
ULL	2/1/14	11	1-1/1.000	0-0	0-0/0.000	0-0-0	1-0	0	0	0	0	0	2/1.0
TX ST	2/6/14				DNP								
UTA													
UALR													
GSU													
WKU													
USA													
Troy													
ASU													
UALR													
Totals		1	91	4-13/.308	0-1	1-4/.250	3-6-9	15-1	2	6	2	1	7/1.0



### 15 Kyle Koszuta

Sophomore | Guard | 6-2 | 190  
Niceville, Fla. | Niceville HS

	Season-High	Career-High
Pts	9, at ULL (2/1/14)	15, vs. WKU (3/8/13)
FG	3, two times	5, vs. WKU (3/8/13)
3FG	3, at ULL (2/1/14)	4, vs. WKU (3/8/13)
FT	2, vs. TXST (1/11/14)	4, vs. ASU (2/16/13)
Ast	2, vs. TXST (1/11/14)	6, vs. FAU (12/29/12)
Reb	2, at Miss (12/18/13)	3, vs. WKU (3/8/13)
Blocks	N/A	N/A
Steals	2, two times	4, vs. FAU (12/29/12)
Min	21, two times	36, vs. WKU (3/8/13)

Opponent	Date	GS	Min	FG-FGA/Pct.	3FG-FGA	FT-FTA/PCT	O-D-T	PF-FO	A	TO	Blk	Stl	Pts/Avg
Kansas	11/8/13	21	0-2/0.000	0-1	0-0/0.000	0-0-0	2-0	1	1	0	0	0	0/0.0
Samford	11/18/13	13	0-4/0.000	0-3	0-0/0.000	0-0-0	1-0	1	1	0	1	0	0/0.0
NSU	11/21/13	15	1-2/.500	1-2	0-0/0.000	0-1-1	1-0	0	0	0	0	1	3/1.0
Thomas	12/9/13	7	3-3/1.000	1-1	0-0/0.000	0-0-0	0-0	0	1	0	0	0	7/2.5
LSU	12/14/13	12	1-5/.200	0-3	0-0/0.000	0-0-0	0-0	0	2	0	2	2	2/2.4
Ole Miss	12/18/13	13	2-6/.333	2-4	0-0/0.000	0-2-2	1-0	0	0	0	0	0	6/3.0
La. Tech	12/22/13	5	1-1/1.000	0-0	0-0/0.000	0-0-0	1-0	0	0	0	0	2	2/2.9
OSU	12/27/13	21	0-4/0.000	0-4	0-0/0.000	1-0-1	1-0	1	0	0	0	0	0/2.5
ULL	1/4/14	13	2-3/.667	2-2	0-2/0.000	0-1-1	1-0	1	0	0	1	1	6/2.9
UTA	1/9/14	12	1-3/.333	1-3	0-0/0.000	0-1-1	1-0	1	0	1	0	0	3/2.9
TX ST	1/11/14	15	0-3/0.000	0-2	2-3/.667	0-0-0	1-0	2	0	0	1	1	2/2.8
Troy	1/16/14				DNP								
USA	1/18/14	2	0-0/0.000	0-0	0-0/0.000	0-0-0	0-0	0	0	0	0	0	0/2.6
WKU	1/23/14	4	0-1/0.000	0-1	0-1/0.000	0-0-0	0-0	0	0	0	0	0	0/2.4
GSU	1/25/14	7	0-1/0.000	0-1	0-0/0.000	1-1-2	0-0	0	1	0	0	0	0/2.2
ASU	1/30/14				DNP								
ULL	2/1/14	19	3-7/.429	3-6	0-0/0.000	0-0-0	2-0	1	0	0	1	1	9/2.7
TX ST	2/6/14	2	0-0/0.000	0-0	0-0/0.000	0-0-0	0-0	0	1	0	0	0	2/2.5
UTA													
UALR													
GSU													
WKU													
USA													
Troy													
ASU													
UALR													
Totals		181	14-44/.318	10-33/.303	2-6/.333	2-6-8	12-0	7	8	0	7	7	42/2.5



### 22 Lance Richard

Freshman | Guard | 5-10 | 170  
Monroe, La. | Sterlington HS

	Season-High	Career-High
Pts	N/A	N/A
FG	N/A	N/A
3FG	N/A	N/A
FT	N/A	N/A
Asst	N/A	N/A
Reb	N/A	N/A
Blocks	N/A	N/A
Steals	N/A	N/A
Min	N/A	N/A

Opponent	Date	GS	Min	FG-FGA/Pct.	3FG-FGA	FT-FTA/PCT	O-D-T	PF-FO	A	TO	Blk	Stl	Pts/Avg
Kansas	11/8/13				DNP								
Samford	11/18/13				DNP								
NSU	11/21/13				DNP								
Thomas	12/9/13				DNP								
LSU	12/14/13				DNP								
Ole Miss	12/18/13				DNP								
La. Tech	12/22/13				DNP								
OSU	12/27/13				DNP								
ULL	1/4/14				DNP								
UTA	1/9/14				DNP								
TX ST	1/11/14				DNP								
Troy	1/16/14				DNP								
USA	1/18/14				DNP								
WKU	1/23/14				DNP								
GSU	1/25/14				DNP								
ASU	1/30/14				DNP								
ULL	2/1/14				DNP								
TX ST	2/6/14				DNP								
UTA													
UALR													
GSU													
WKU													
USA													
Troy													
ASU													
UALR													
Totals													

Redshirting





## 23 Millann Brown

Senior | Forward | 6-7 | 230  
Gunnison, Miss. | East Mississippi CC

	Season-High	Career-High
Pts	5, vs. ULL (1/4/14)	21, vs. NT (2/14/13)
FG	2, vs. ULL (1/4/14)	9, vs. NT (2/14/13)
3FG	N/A	N/A
FT	2, at KU (11/8/13)	3, at NT (2/14/13)
Asst	1, vs. TXST (1/11/14)	4, vs. WKU (3/8/13)
Reb	8, vs. ULL (1/4/14)	12, vs. WKU (2/21/13)
Blocks	1, two times	2, at FIU (2/2/13)
Steals	1, three times	3, vs. LTU (11/24/12)
Min	18, two times	36, at ASU (1/19/13)

Opponent	Date	GS	Min	FG-FGA/Pct.	3FG-FGA	FT-FTA/PCT	O-D-T	PF-FO	A	TO	Blk	Stl	Pts/Avg
Kansas	11/8/13		4	0-1/.000	0-0	2-2/1.000	0-0-0	2-0	0	0	0	0	2/2.0
Samford	11/18/13		12	0-3/.000	0-0	0-0/000	3-1-4	3-0	0	1	0	0	0/1.0
NSU	11/21/13		12	1-1/1.000	0-0	0-0/000	1-2-3	1-0	0	1	0	0	2/1.3
Thomas	12/9/13		14	0-1/.000	0-0	1-2/.500	2-3-5	3-0	0	1	0	1	1/1.3
LSU	12/14/13		12	1-2/.500	0-0	0-0/000	0-1-1	2-0	0	0	1	0	2/1.4
Ole Miss	12/18/13		15	1-1/1.000	0-0	0-0/000	1-2-3	0-0	0	2	0	1	3/1.5
La. Tech	12/22/13		3	0-0/.000	0-0	0-0/000	0-0-0	0-0	0	0	0	0	0/1.3
OSU	12/27/13		13	1-2/.500	0-0	0-0/000	1-1-2	5-1	0	2	0	0	2/1.4
ULL	1/4/14		18	2-4/.500	0-0	1-6/.167	5-3-8	3-0	0	1	1	0	5/1.8
UTA	1/9/14		14	1-1/1.000	0-0	0-1/.000	0-0-0	0-0	0	0	0	1	2/1.8
TX ST	1/11/14		18	1-2/.500	0-0	0-0/000	4-0-4	2-0	1	1	0	0	2/1.8
Troy	1/16/14					DNP							
USA	1/18/14					DNP							
WKU	1/23/14					DNP							
GSU	1/25/14					DNP							
ASU	1/30/14					DNP							
ULL	2/1/14					DNP							
TX ST	2/6/14					DNP							
UTA													
UALR													
GSU													
WKU													
USA													
Troy													
ASU													
UALR													
<b>Totals</b>			<b>135</b>	<b>8-18/.444</b>	<b>0-0</b>	<b>4-11/.364</b>	<b>17-13-30</b>	<b>21-1</b>	<b>1</b>	<b>9</b>	<b>2</b>	<b>3</b>	<b>20/1.8</b>



## 34 Leon Carswell JJ

Junior | Forward | 6-3 | 225  
Bossier City, La. | Hannibal-LaGrange Univ.

	Season-High	Career-High
Pts	2, at OSU (12/27/13)	2, at OSU (12/27/13)
FG	N/A	N/A
3FG	N/A	N/A
FT	2, at OSU (12/27/13)	2, at OSU (12/27/13)
Asst	N/A	N/A
Reb	2, at OSU (12/27/13)	2, at OSU (12/27/13)
Blocks	N/A	N/A
Steals	N/A	N/A
Min	5, at OSU (12/27/13)	5, at OSU (12/27/13)

Opponent	Date	GS	Min	FG-FGA/Pct.	3FG-FGA	FT-FTA/PCT	O-D-T	PF-FO	A	TO	Blk	Stl	Pts/Avg
Kansas	11/8/13					DNP							
Samford	11/18/13					DNP							
NSU	11/21/13					DNP							
Thomas	12/9/13					DNP							
LSU	12/14/13					DNP							
Ole Miss	12/18/13					DNP							
La. Tech	12/22/13					DNP							
OSU	12/27/13		5	0-0/.000	0-0	2-2/1.000	0-2-2	1-0	0	2	0	0	2/2.0
ULL	1/4/14					DNP							
UTA	1/9/14					DNP							
TX ST	1/11/14					DNP							
Troy	1/16/14					DNP							
USA	1/18/14					DNP							
WKU	1/23/14					DNP							
GSU	1/25/14					DNP							
ASU	1/30/14					DNP							
ULL	2/1/14					DNP							
TX ST	2/6/14					DNP							
UTA													
UALR													
GSU													
WKU													
USA													
Troy													
ASU													
UALR													
<b>Totals</b>			<b>4</b>	<b>0-0/.000</b>	<b>0-0</b>	<b>2-2/1.000</b>	<b>0-2-2</b>	<b>1-0</b>	<b>0</b>	<b>2</b>	<b>0</b>	<b>0</b>	<b>2/2.0</b>



## 33 Daniel Grieves

Sophomore | Guard | 6-6 | 210  
Bay St. Louis, Miss. | Pearl River CC

	Season-High	Career-High
Pts	13, vs. SAM (11/18/13)	13, vs. SAM (11/18/13)
FG	5, vs. SAM (11/18/13)	5, vs. SAM (11/18/13)
3FG	3, two times	3, two times
FT	2, at USA (1/18/14)	2, at USA (1/18/14)
Asst	1, five times	1, five times
Reb	4, at USA (1/18/14)	4, at USA (1/18/14)
Blocks	N/A	N/A
Steals	1, four times	1, four times
Min	35, vs. GSU (1/25/14)	35, vs. GSU (1/25/14)

Opponent	Date	GS	Min	FG-FGA/Pct.	3FG-FGA	FT-FTA/PCT	O-D-T	PF-FO	A	TO	Blk	Stl	Pts/Avg
Kansas	11/8/13		6	2-2/1.000	2-2	0-0/0.000	0-1-1	2-0	0	1	0	0	6/6.0
Samford	11/18/13		16	5-7/.714	3-5	0-1/0.000	1-2-3	1-0	1	1	0	1	13/9.5
NSU	11/21/13		11	0-3/0.000	0-3	0-0/0.000	0-2-2	1-0	0	2	0	1	0/6.3
Thomas	12/9/13		12	1-2/.500	1-2	0-0/0.000	0-2-2	1-0	0	0	0	0	3/5.5
LSU	12/14/13		14	2-5/.400	2-4	0-0/0.000	0-1-1	1-0	0	0	0	0	6/5.6
Ole Miss	12/18/13		19	1-3/.333	1-2	0-0/0.000	0-0-0	4-0	1	1	0	0	4/5.2
La. Tech	12/22/13		8	0-2/.000	0-2	0-0/0.000	0-1-1	1-0	1	1	0	0	0/4.4
OSU	12/27/13		21	1-9/.111	0-5	0-0/0.000	1-0-1	3-0	1	0	0	0	2/4.1
ULL	1/4/14					DNP							
UTA	1/9/14					DNP							
TX ST	1/11/14		9	0-3/.000	0-2	0-0/0.000	1-1-2	0-0	0	0	0	1	0/3.7
Troy	1/16/14		11	3-5/.600	3-4	0-0/0.000	0-0-0	3-0	0	0	0	0	9/4.2
USA	1/18/14		24	3-8/.375	2-7	2-2/1.000	2-2-4	2-0	0	0	0	0	10/4.7
WKU	1/23/14		16	2-6/.333	2-6	0-0/0.000	0-2-2	1-0	0	0	0	1	6/4.8
GSU	1/25/14	*	35	4-11/.364	2-9	0-0/0.000	0-2-2	4-0	1	0	0	0	10/5.2
ASU	1/30/14		10	2-5/.400	2-5	0-0/0.000	0-1-1	1-0	0	0	1	0	6/5.3
ULL	2/1/14		14	1-1/1.000	1-1	0-0/0.000	0-0-0	3-0	0	0	0	0	3/5.1
TX ST	2/6/14		4	0-0/0.000	0-0	1-2/.500	0-0-0	0-0	0	0	0	0	1/4.9
UTA													
UALR													
GSU													
WKU													
USA													
Troy													
ASU													
UALR													
Totals		1	230	27-72/.375	21-59/.356	3-5/.600	5-17-22	28-0	5	6	1	4	78/4.9



## 35 Colten Ponder

Sophomore | Forward | 6-5 | 215  
Shreveport, La. | Calvary Baptist Academy

	Season-High	Career-High
Pts	N/A	N/A
FG	N/A	N/A
3FG	N/A	N/A
FT	N/A	N/A
Asst	N/A	N/A
Reb	N/A	1, vs. LTU (11/24/12)
Blocks	N/A	N/A
Steals	N/A	N/A
Min	2, at OSU (12/27/13)	2, at OSU (12/27/13)

Opponent	Date	GS	Min	FG-FGA/Pct.	3FG-FGA	FT-FTA/PCT	O-D-T	PF-FO	A	TO	Blk	Stl	Pts/Avg
Kansas	11/8/13					DNP							
Samford	11/18/13					DNP							
NSU	11/21/13					DNP							
Thomas	12/9/13					DNP							
LSU	12/14/13					DNP							
Ole Miss	12/18/13					DNP							
La. Tech	12/22/13					DNP							
OSU	12/27/13		2	0-0/000	0-0	0-0/000	0-0-0	0-0	0	0	0	0	0/0.0
ULL	1/4/14					DNP							
UTA	1/9/14					DNP							
TX ST	1/11/14					DNP							
Troy	1/16/14					DNP							
USA	1/18/14					DNP							
WKU	1/23/14					DNP							
GSU	1/25/14					DNP							
ASU	1/30/14					DNP							
ULL	2/1/14					DNP							
TX ST	2/6/14					DNP							
UTA													
UALR													
GSU													
WKU													
USA													
Troy													
ASU													
UALR													
<b>Totals</b>			<b>2</b>	<b>0-0/000</b>	<b>0-0</b>	<b>0-0/000</b>	<b>0-0-0</b>	<b>0-0</b>	<b>0</b>	<b>0</b>	<b>0</b>	<b>0</b>	<b>0/0.0</b>



# Warhawks Men's Basketball

University of Louisiana at Monroe



## Media Roster



### **0 Marvin Williams**

Junior | Center | 6-8 | 245  
Memphis, Tenn.  
NW Florida State College  
8.4 ppg, 4.4 rpg, .472 FG%



### **13 Chinedu Amajoyi**

Junior | Guard | 6-3 | 195  
Rancho Cucamonga, Calif.  
Kilgore College  
3.2 ppg, .476 FG%, .545 3FG%



### **1 Jayon James**

Senior | Forward | 6-6 | 225  
Paterson, N.J.  
Lamar State-Port Arthur  
9.8 ppg, 6.0 rpg, 4.4 apg



### **15 Kyle Koszuta**

Sophomore | Guard | 6-2 | 190  
Niceville, Fla.  
Niceville HS  
2.5 ppg, .318 FG%, .303 3FG%




### **2 DeMondre Harvey**

Sophomore | Forward | 6-7 | 210  
Minden, La.  
Pearl River CC  
2.8 ppg, 3.2 rpg, .500 FG%



### **20 Evan Sims**

Junior | Forward | 6-8 | 235  
Houston, Texas  
Lamar State-Port Arthur  
1.0 ppg, 1.0 rpg, .308 FG%



### **3 Marcellis Hansberry**

Senior | Guard | 6-0 | 185  
Jackson, Miss.  
Provine HS  
ACL Injury




### **22 Lance Richard**

Freshman | Guard | 5-10 | 170  
Monroe, La.  
Sterlington HS  
Redshirting




### **4 R.J. McCray**

Senior | Guard | 6-2 | 190  
Arlington, Texas  
Grace Prep Academy  
3.4 ppg, .319 FG%, .231 3FG%




### **23 Millann Brown**

Senior | Forward | 6-7 | 230  
Gunnison, Miss.  
East Mississippi CC  
1.8 ppg, 2.7 rpg, .444 FG%




### **10 Amos Olatayo**

Senior | Guard | 6-4 | 200  
Houston, Texas  
Navarro College  
13.2 ppg, 5.3 rpg, .453 FG%




### **33 Daniel Grieves**

Sophomore | Guard | 6-6 | 210  
Bay St. Louis, Miss.  
Pearl River CC  
4.9 ppg, .375 FG%, .356 3FG%




### **11 Nick Coppola**

Freshman | Guard | 5-11 | 195  
Richmond, Va.  
Benedictine Prep  
5.3 ppg, 3.6 apg, .393 3FG%




### **34 Leon Carswell JJ**

Junior | Forward | 6-3 | 225  
Bossier City, La.  
Hannibal-LaGrange University  
2.0 ppg, 2.0 rpg, (one appearance)



### **12 Tylor Ongwae**

Junior | Forward | 6-7 | 205  
Eldoret, Kenya  
Ranger College  
16.1 ppg, 5.8 rpg, .436 FG%



### **35 Colten Ponder**

Sophomore | Forward | 6-5 | 215  
Shreveport, La.  
Calvary Baptist Academy  
2 mins (one appearance)